

Report

RAPID AND COST-EFFECTIVE MONITORING OF PUBLIC PERCEPTIONS, KNOWLEDGE AND BEHAVIOURS PHASE 2

Submitted to
Privy Council Office (PCO)

Prepared by
Leger

Ce rapport est aussi disponible en français

Contract number: 35035-200624/001/CY
POR #045-20
Awarded 2020-10-08
Contract Value: \$245,047.28

Leger
507 Place d'Armes, Suite 700
Montréal, Québec
G1R 2K2
Phone: 514-982-2464
Fax: 514-987-1960

For more information on this report, please contact the Privy Council Office at: por-rop@pco-bcp.gc.ca

Ce rapport est aussi disponible en français.

The logo for the Government of Canada, featuring the word "Canada" in a serif font with a small Canadian flag icon above the letter 'a'.

RAPID AND COST-EFFECTIVE MONITORING OF PUBLIC PERCEPTIONS, KNOWLEDGE AND BEHAVIOURS PHASE 2

Methodological Report

Prepared for Privy Council Office of Canada

Supplier Name: Leger

March 2022

This public opinion research methodological report presents the technical aspects of a web survey conducted by Leger Marketing Inc. on behalf of the Privy Council Office of Canada. The research was conducted with Canadians 18 and over who could understand and express themselves in either French or English.

Cette publication est aussi disponible en français sous le titre : UNE SURVEILLANCE RAPIDE ET ÉCONOMIQUE DES PERCEPTIONS, DES CONNAISSANCES ET DES COMPORTEMENTS DU PUBLIC PHASE 2

This publication may be reproduced for non-commercial purposes only. Prior written permission must be obtained from the Privy Council Office. For more information on this report, please contact the Privy Council Office at por-rop@pco-bcp.gc.ca or at:

Privy Council Office
Blackburn Building
Ottawa, ON K1A 0A3

Catalogue Number:

CP22-195/1-2022E-PDF

International Standard Book Number (ISBN):

978-0-660-42522-1

Related publications (registration number: POR 045-20):

Catalogue number: CP22-195/1-2022F-PDF / ISBN : 978-0-660-42523-8 (Final report, French)
Surveillance rapide et économique des perceptions, des connaissances et des comportements du public - Phase 2

© Her Majesty the Queen in Right of Canada, as represented by the Privy Council Office of Canada, 2020.

Table of Contents

1. Executive Summary	4
1.1 Background and Objectives	4
1.2 Notes on The Interpretation of The Findings	5
1.3 Declaration of Political Neutrality and Contact Information	5
1.4 Methodology	6
1.5 Quotas	6
2. Details for Each Wave	7
2.1 Pretest	7
2.2 Data collection	9
2.3. Participation rate	12
APPENDIX A - Detailed Research Methodology	18
APPENDIX B – SURVEY	27

1. Executive Summary

Leger is pleased to present The Privy Council Office of Canada, as well as the Government of Canada, with this technical report describing the methodology used for the longitudinal study on public perceptions, knowledge and behaviours during the COVID-19 pandemic.

This report was prepared by Leger who was contracted by The Privy Council Office (contract number 35035-200624/001/CY awarded October 8th, 2020). Phase 2 of this project covers waves 9 to 16. Details for the eight previous waves were published under the title: [Implementation of the World Health Organization's Behavioural Insights Covid-19 Survey Tool in the Canadian Context: Rapid and Cost-Effective Monitoring of Public Perceptions, Knowledge and Behaviours](#).

1.1 Background and Objectives

In the context of the COVID-19 pandemic, the Privy Council Office (PCO), the secretariat responsible for providing nonpartisan advice to the Prime Minister and coordinating the work of federal government departments and agencies, needed ongoing access to quantitative data describing the evolution of Canadians' perceptions, attitudes, knowledge, and behaviours in this uncertain context. The Behavioural Insight Tool (BI), developed by the World Health Organization (WHO), was used as the data collection tool for this study. At each survey wave, the collection tool was adjusted to reflect the evolution of the pandemic and the primary data needs of PCO.

The main objectives of this study were to provide PCO and other government departments (e.g., Health Canada & Public Health Agency of Canada) with research-based information on Canadians' perceptions, knowledge and behaviours relating to COVID-19. This includes:

- trust in health authorities, recommendations, and information;
- risk perceptions;
- acceptance of recommended behaviours;
- knowledge;
- barriers/drivers to recommended behaviours;
- misperceptions;
- and stigma.

The results of this public opinion study has been and will be put to various uses by PCO and other federal departments and agencies:

- Track Canadians' evolving perceptions, knowledge and behaviours relating to COVID-19, to better understand how public awareness campaigns and broader government

response efforts have been affecting the population more holistically and to inform whole-of-government decision-making moving forward;

- Compare data trends cross-nationally (i.e., with other allied countries that adopt the WHO BI protocol) in a standardized manner, facilitating a better understanding how the Canadian populace fares relative to other nations on an ongoing basis in their perceptions, attitudes, and knowledge; and
- Enable the Government of Canada to further develop and refine COVID-19 response efforts to meet the specific needs of Canadians. This study was seen as an element of broader public engagement efforts in response to COVID-19 that intend to proactively and iteratively educate and encourage Canadians to play their part in sustained response efforts.

1.2 Notes on The Interpretation of The Findings

Since a sample drawn from an Internet panel is not probabilistic in nature, the margin of error cannot be calculated for this survey. Respondents for this survey were selected from among those who have volunteered to participate/registered to participate in online surveys. The results of such surveys cannot be described as statistically projectable to the target population. The data have been weighted to reflect the demographic composition of the target population. Because the sample is based on those who initially self-selected for participation, no estimates of sampling error can be calculated.

1.3 Declaration of Political Neutrality and Contact Information

I hereby certify, as chief agent of Leger, that the deliverables are in full compliance with the neutrality requirements of the [Policy on Communications and Federal Identity](#) and the [Directive on the Management of Communications—Appendix C](#) (Appendix C: Mandatory Procedures for Public Opinion Research).

Specifically, the deliverables do not include information on electoral voting intentions, political party preferences, party positions, or the assessment of the performance of a political party or its leaders.

Signed by:



Christian Bourque
Executive Vice President and Associate
Leger
507 Place d'Armes, Suite 700
Montréal, Quebec
H2Y 2W8
cbourque@leger360.com

1.4 Methodology

This study was conducted through a web-based survey of the Canadian population aged 18 and over who can speak English or French. The respondents were randomly selected through the Leo panel, our panel of Canadian Internet users comprising nearly half a million Internet users.

A total of sixteen waves of surveys were completed in two phases for this research project, with this report focusing on the second phase, covering waves nine to sixteen. A sample of approximately 2,000 respondents was collected each wave. Since this was a longitudinal study, the objective was to re-invite the 2,000 respondents from wave one in subsequent survey waves. Our goal was to maximize the number of respondents who respond to the maximum number of survey waves. Respondents who cease to participate in subsequent waves were replaced following the gender, age and regional quotas that were implemented in the project.

All respondents were contacted via email by Leger. All invitations were bilingual to ensure that no respondent gets a unilingual invitation in the wrong official language. Each respondent was provided with an invitation that includes preapproved information from PCO regarding the nature of the research (i.e. Government of Canada) including the required information for consent and the rights and obligations of respondents.

Fieldwork for this project took place from November 2nd, 2020 to November 22, 2021. Details of waves nine to sixteen are provided in the following sections.

1.5 Quotas

A series of quotas were implemented for this project. Quotas were cross-referenced by gender and age groups and were also imposed on the region of residence of respondents. The first quota is 50% men and 50% women for the gender sample. These gender quotas were also respected within the following age groups: 18-34, 35-54 and 55 and over. Those gender and age quotas had to be respected at the regional level. The Canadian regions were split as follows:

- Atlantic Canada (Newfoundland, Prince Edward Island, Nova Scotia, New Brunswick);
- Quebec;
- Ontario;
- Manitoba/Saskatchewan/Nunavut;
- Alberta/Northwest Territories;
- British Columbia/Yukon.

The following table details the expected distribution of the sample across the provinces and territories for each wave.

The sample distribution was planned as follows:

Provinces and Territories	NL	NS	PE	NB	QC	ON	MB	SK	AB	BC	NU	NT	YT
# of Respondents	40	80	22	60	400	620	126	106	260	280	2	2	2

As there were no respondents from Nunavut, the two planned respondents were replaced by respondents from Manitoba and Saskatchewan. As for any general population sample derived from a national survey, the final results were weighted by region, age groups, gender, education and the presence of children in the household to make the final samples representative of the actual population of Canada. Details on the weighting factors are presented in a subsequent section of this report.

2. Details for Each Wave

2.1 Pretest

To validate the programming of the questionnaire, a pretest was conducted before each wave of the project. The following table shows the details of those pretests. A validation of frequencies and databases was done after each pretest to ensure that the programming was accurate and functional.

Table 1. Pretest details for waves 9 through 16

Wave 9	
Date of the pretest	November 2 nd , 2020

Number of completed questionnaires	62
Average length during pretest	18.02 min
Wave 10	
Date of the pretest	December 16 th , 2020
Number of completed questionnaires	46
Average length during pretest	19.12 min
Wave 11	
Date of the pretest	February 10 th , 2021
Number of completed questionnaires	48
Average length during pretest	20.25 min
Wave 12	
Date of the pretest	March 17 th , 2021
Number of completed questionnaires	53
Average length during pretest	17.27 min
Wave 13	
Date of the pretest	May 5 th , 2021
Number of completed questionnaires	41
Average length during pretest	18.18 min
Wave 14	
Date of the pretest	June 23 rd , 2021
Number of completed questionnaires	37
Average length during pretest	19 min
Wave 15	
Date of the pretest	August 12 th , 2021
Number of completed questionnaires	32
Average length during pretest	22.01 min
Wave 16	
Date of the pretest	November 16 th , 2021
Number of completed questionnaires	67

Average length during pretest	20.42 min
--------------------------------------	-----------

2.2 Data collection

Data collection for this project began in November 2020 and was carried out over several waves until November 2021. Each wave lasted between seven and eight days in field. A minimum target of 2,000 respondents for each wave was established. Following the first wave, Léger conducted recontacts to maximize the number of respondents who participated in previous waves and replaced respondents who ceased to participate in subsequent waves following the gender, age and regional quotas. The first days of data collection were aimed at recontacting previous respondents, while the last days of data collection were aimed at replacing the non-returning respondents, due to attrition. The following table details the collection dates and the number of respondents and recontacts for each wave.

It should be noted that wave 15 has fewer than 2,000 respondents. This wave had to be ended before the scheduled end of the field because a federal election was called. The fieldwork had to be completed prematurely since no public opinion research may be conducted during an election campaign.

Table 2. Data collection details for waves 9 through 16

Wave 9	
Start of data collection	November 2 nd , 2020
End of data collection	November 8 th , 2020
Invitations sent	5,359
Recontact	4,487
New respondents	872
Number of completed interviews	2,055
Recontact	2,044
New respondents	11
Survey Length (Average)	24 minutes
Survey Length (Median)	21 minutes
Wave 10	
Start of data collection	December 16 th , 2020
End of data collection	December 22 nd , 2020

Invitations sent	13,218
Recontact	4,464
New respondents	8,754
Number of completed interviews	2,125
Recontact	1,977
New respondents	148
Survey Length (Average)	27 minutes
Survey Length (Median)	30 minutes
Wave 11	
Start of data collection	February 9 th , 2021
End of data collection	February 16 th , 2021
Invitations sent	6,195
Recontact	4,625
New respondents	1,570
Number of completed interviews	2,037
Recontact	2,002
New respondents	35
Survey Length (Average)	27 minutes
Survey Length (Median)	23 minutes
Wave 12	
Start of data collection	March 17 th , 2021
End of data collection	March 24 th , 2021
Invitations sent	10,007
Recontact	4,599
New respondents	5,408
Number of completed interviews	2,070
Recontact	1,974
New respondents	96
Survey Length (Average)	24 minutes
Survey Length (Median)	21 minutes
Wave 13	
Start of data collection	May 5 th , 2021
End of data collection	May 12 th , 2021

Invitations sent	9,152
Recontact	4,038
New respondents	5,114
Number of completed interviews	2,083
Recontact	1,936
New respondents	147
Survey Length (Average)	27 minutes
Survey Length (Median)	23 minutes
Wave 14	
Start of data collection	June 23 rd , 2021
End of data collection	June 29 th , 2021
Invitations sent	10,739
Recontact	4,228
New respondents	6,511
Number of completed interviews	2,025
Recontact	1,896
New respondents	129
Survey Length (Average)	29 minutes
Survey Length (Median)	24 minutes
Wave 15	
Start of data collection	August 12 th , 2021
End of data collection	August 16 th , 2021
Invitations sent	5,628
Recontact	3,068
New respondents	2,560
Number of completed interviews	1,873
Recontact	1,695
New respondents	178
Survey Length (Average)	27 minutes
Survey Length (Median)	23 minutes
Wave 16	
Start of data collection	November 16 th , 2021
End of data collection	November 22 nd , 2021

Invitations sent	14,384
Recontact	2,090
New respondents	666
Number of completed interviews	2,033
Recontact	1,765
New respondents	268
Survey Length (Average)	25 minutes
Survey Length (Median)	22 minutes

2.3. Participation rate

Below is the calculation of the participation rate to the web survey for wave nine to sixteen. The participation rate is calculated using the following formula: Participation rate / response rate = $R \div (U + IS + R)$. The table below provides details of the calculation. For wave nine to sixteen, the participation rate ranges between 15% and 41%.

Table 3. Participation rate for wave 9

Base Sample	5,359
Invalid cases	0
Invitations mistakenly sent to people who did not qualify for the study	0
Incomplete or missing email addresses	0
Unresolved (U)	2,816
Email invitations bounce back	0
Email invitations unanswered	2,816
EFFECTIVE SAMPLE*	2,191
In-scope non-responding units (IS)	116
Non-response from eligible respondents	0
Respondent refusals	0
Language problem	0
Selected respondent not available (illness; leave of absence; vacation; other)	0
Early break-offs	116
Responding units (R)	2,075
Completed surveys disqualified – quota filled	0

Completed surveys disqualified for other reasons	20
COMPLETED INTERVIEWS	2,055
Participation rate	41%

Table 4. Participation rate for wave 10

Base Sample	13,218
Invalid cases	0
Invitations mistakenly sent to people who did not qualify for the study	0
Incomplete or missing email addresses	0
Unresolved (U)	10,486
Email invitations bounce back	0
Email invitations unanswered	10,486
EFFECTIVE SAMPLE*	2,391
In-scope non-responding units (IS)	242
Non-response from eligible respondents	0
Respondent refusals	0
Language problem	0
Selected respondent not available (illness; leave of absence; vacation; other)	0
Early break-offs	242
Responding units (R)	2,149
Completed surveys disqualified – quota filled	0
Completed surveys disqualified for other reasons	24
COMPLETED INTERVIEWS	2,125
Participation rate	17%

Table 5. Participation rate for wave 11

Base Sample	6,195
Invalid cases	0
Invitations mistakenly sent to people who did not qualify for the study	0
Incomplete or missing email addresses	0
Unresolved (U)	3,380

Email invitations bounce back	0
Email invitations unanswered	3,380
EFFECTIVE SAMPLE*	2,139
In-scope non-responding units (IS)	80
Non-response from eligible respondents	0
Respondent refusals	0
Language problem	0
Selected respondent not available (illness; leave of absence; vacation; other)	0
Early break-offs	80
Responding units (R)	2,059
Completed surveys disqualified – quota filled	0
Completed surveys disqualified for other reasons	22
COMPLETED INTERVIEWS	2,037
Participation rate	37%

Table 6. Participation rate for wave 12

Base Sample	10,007
Invalid cases	0
Invitations mistakenly sent to people who did not qualify for the study	0
Incomplete or missing email addresses	0
Unresolved (U)	7,667
Email invitations bounce back	0
Email invitations unanswered	7,667
EFFECTIVE SAMPLE*	2,157
In-scope non-responding units (IS)	64
Non-response from eligible respondents	0
Respondent refusals	0
Language problem	0
Selected respondent not available (illness; leave of absence; vacation; other)	0
Early break-offs	64
Responding units (R)	2,093
Completed surveys disqualified – quota filled	0

Completed surveys disqualified for other reasons	23
COMPLETED INTERVIEWS	2,070
Participation rate	21%

Table 7. Participation rate for wave 13

Base Sample	9,152
Invalid cases	0
Invitations mistakenly sent to people who did not qualify for the study	0
Incomplete or missing email addresses	0
Unresolved (U)	6,524
Email invitations bounce back	0
Email invitations unanswered	6,524
EFFECTIVE SAMPLE*	2,188
In-scope non-responding units (IS)	87
Non-response from eligible respondents	0
Respondent refusals	0
Language problem	0
Selected respondent not available (illness; leave of absence; vacation; other)	0
Early break-offs	87
Responding units (R)	2,101
Completed surveys disqualified – quota filled	0
Completed surveys disqualified for other reasons	18
COMPLETED INTERVIEWS	2,083
Participation rate	24%

Table 8. Participation rate for wave 14

Base Sample	10,739
Invalid cases	0
Invitations mistakenly sent to people who did not qualify for the study	0
Incomplete or missing email addresses	0
Unresolved (U)	8,192
Email invitations bounce back	0

Email invitations unanswered	8,192
EFFECTIVE SAMPLE*	2,123
In-scope non-responding units (IS)	65
Non-response from eligible respondents	0
Respondent refusals	0
Language problem	0
Selected respondent not available (illness; leave of absence; vacation; other)	0
Early break-offs	65
Responding units (R)	2,058
Completed surveys disqualified – quota filled	0
Completed surveys disqualified for other reasons	33
COMPLETED INTERVIEWS	2,025
Participation rate	20%

Table 9. Participation rate for wave 15

Base Sample	5,628
Invalid cases	0
Invitations mistakenly sent to people who did not qualify for the study	0
Incomplete or missing email addresses	0
Unresolved (U)	3,239
Email invitations bounce back	0
Email invitations unanswered	3,239
EFFECTIVE SAMPLE*	2,128
In-scope non-responding units (IS)	222
Non-response from eligible respondents	0
Respondent refusals	0
Language problem	0
Selected respondent not available (illness; leave of absence; vacation; other)	0
Early break-offs	222
Responding units (R)	1,906
Completed surveys disqualified – quota filled	0

Completed surveys disqualified for other reasons	33
COMPLETED INTERVIEWS	1,873
Participation rate	35%

Table 10. Participation rate for wave 16

Base Sample	14,384
Invalid cases	0
Invitations mistakenly sent to people who did not qualify for the study	0
Incomplete or missing email addresses	0
Unresolved (U)	11,628
Email invitations bounce back	0
Email invitations unanswered	11,628
EFFECTIVE SAMPLE*	2,193
In-scope non-responding units (IS)	114
Non-response from eligible respondents	0
Respondent refusals	0
Language problem	0
Selected respondent not available (illness; leave of absence; vacation; other)	0
Early break-offs	114
Responding units (R)	2,079
Completed surveys disqualified – quota filled	0
Completed surveys disqualified for other reasons	46
COMPLETED INTERVIEWS	2,033
Participation rate	15%

APPENDIX A - Detailed Research Methodology

A.2 Quantitative Methodology

A.2.1 Methods

Quantitative research was conducted through online surveys, using Computer Aided Web Interviewing (CAWI) technology. Leger adheres to the most stringent guidelines for quantitative research. The survey instrument was compliant with the Standards of Conduct of Government of Canada Public Opinion Research. Respondents were assured of the voluntary, confidential, and anonymous nature of this research. As with all research conducted by Leger, all information that could allow for the identification of participants was removed from the data, in accordance with the *Privacy Act*.

Computer Aided Web Interviewing (CAWI)

A panel-based Internet survey with a sample of Canadian adults from the general population (with different regional and age quotas and a 50%-50% men and women ratio within those quotas). Participant selection was made randomly from *Leo's* online panel.

Leger owns and operates an Internet panel of more than 400,000 Canadians from coast to coast. An Internet panel is made up of web users profiled on different sociodemographic variables. The majority of Leger's panel members (61%) have been recruited randomly over the phone over the past decade, making it highly similar to the actual Canadian population on many demographic characteristics.

All panelists received an incentive to participate in our surveys. The incentive to complete a 15-minute questionnaire was of \$1.50.

The questionnaire for this project was provided by the Privy Council Office (PCO). The data collection has been conducted in accordance with the [Standards for the Conduct of Government of Canada Public Opinion Research—Series A—Fieldwork and Data Tabulation for Online Surveys](#).

A.2.3 Unweighted and Weighted Samples

The tables below present the geographic distribution of respondents, their gender age and level of education before and after weighting for each wave.

We can see that the weighting adjusted some differences in geographic regions, notably for Prairies/Nunavut (over-represented) and Ontario (under-represented). The quotas

placed on the different regions contributed to the need for regional adjustment. Also, for all the waves, the weighting corrected the weight of Canadians with a university degree who were over-represented in the sample. Since Internet panels tend to over-represent people with higher levels of education, it is normal that the most significant statistical adjustment is found with respect to the respondents' level of education. Adjustments for gender and age groups are minimal, as the samples were quite well balanced.

Table 11. Unweighted and Weighted Samples for wave 9

Label	Unweighted	Weighted
Region		
British Columbia and Yukon	280	280
Alberta and Northwest Territories	271	233
Manitoba, Saskatchewan and Nunavut	253	134
Ontario	605	787
Quebec	406	481
Atlantic	240	140
Gender		
Men	1,004	996
Women	1,050	1,057
Age		
Between 18 and 34	539	561
Between 35 and 55	763	701
55 years old and over	753	794
Level of education		
Highschool or less	319	446
Trade/college	740	1,050
University	996	559

Table 12. Unweighted and Weighted Samples for wave 10

Label	Unweighted	Weighted
Region		
British Columbia and Yukon	292	290
Alberta and Northwest Territories	279	241
Manitoba, Saskatchewan and Nunavut	259	139
Ontario	629	814
Quebec	417	497
Atlantic	249	145
Gender		

Men	1,045	1,030
Women	1,079	1,093
Age		
Between 18 and 34	555	580
Between 35 and 55	785	724
55 years old and over	785	821
Level of education		
Highschool or less	330	468
Trade/college	754	1,079
University	1,041	578

Table 13. Unweighted and Weighted Samples for wave 11

Label	Unweighted	Weighted
Region		
British Columbia and Yukon	279	278
Alberta and Northwest Territories	266	231
Manitoba, Saskatchewan and Nunavut	244	133
Ontario	606	780
Quebec	400	477
Atlantic	242	139
Gender		
Men	993	985
Women	1,042	1,048
Age		
Between 18 and 34	530	556
Between 35 and 55	739	694
55 years old and over	768	787
Level of education		
Highschool or less	324	453
Trade/college	725	1,030
University	988	554

Table 14. Unweighted and Weighted Samples for wave 12

Label	Unweighted	Weighted
Region		
British Columbia and Yukon	282	283
Alberta and Northwest Territories	277	234
Manitoba, Saskatchewan and Nunavut	250	135

Ontario	620	793
Quebec	402	484
Atlantic	239	141
Gender		
Men	1,011	999
Women	1,056	1,065
Age		
Between 18 and 34	532	565
Between 35 and 55	762	706
55 years old and over	776	800
Level of education		
Highschool or less	322	441
Trade/college	735	1,066
University	1,013	563

Table 15. Unweighted and Weighted Samples for wave 13

Label	Unweighted	Weighted
Region		
British Columbia and Yukon	279	285
Alberta and Northwest Territories	279	236
Manitoba, Saskatchewan and Nunavut	259	135
Ontario	612	797
Quebec	406	487
Atlantic	248	142
Gender		
Men	1,023	1,009
Women	1,058	1,071
Age		
Between 18 and 34	543	568
Between 35 and 55	758	710
55 years old and over	782	805
Level of education		
Highschool or less	327	456
Trade/college	727	1,061
University	1,029	567

Table 16. Unweighted and Weighted Samples for wave 14

Label	Unweighted	Weighted
--------------	-------------------	-----------------

Region		
British Columbia and Yukon	286	277
Alberta and Northwest Territories	262	229
Manitoba, Saskatchewan and Nunavut	241	132
Ontario	601	775
Quebec	402	474
Atlantic	233	138
Gender		
Men	986	984
Women	1,039	1,041
Age		
Between 18 and 34	526	552
Between 35 and 55	738	690
55 years old and over	761	782
Level of education		
Highschool or less	315	426
Trade/college	704	992
University	1,006	608

Table 17. Unweighted and Weighted Samples for wave 15

Label	Unweighted	Weighted
Region		
British Columbia and Yukon	257	256
Alberta and Northwest Territories	239	212
Manitoba, Saskatchewan and Nunavut	204	122
Ontario	579	717
Quebec	399	438
Atlantic	195	128
Gender		
Men	909	908
Women	963	963
Age		
Between 18 and 34	442	511
Between 35 and 55	678	639
55 years old and over	753	724
Level of education		
Highschool or less	288	392
Trade/college	682	919
University	903	562

Table 18. Unweighted and Weighted Samples for wave 16

Label	Unweighted	Weighted
Region		
British Colombia and Yukon	294	278
Alberta and Northwest Territories	267	230
Manitoba, Saskatchewan and Nunavut	234	132
Ontario	592	778
Quebec	404	476
Atlantic	242	139
Gender		
Men	995	987
Women	1,038	1,046
Age		
Between 18 and 34	509	555
Between 35 and 55	736	693
55 years old and over	788	785
Level of education		
Highschool or less	315	425
Trade/college	745	1,055
University	973	553

There is no evidence from the data that having achieved a different age or gender distribution prior to weighting would have significantly changed the results for this study. The relatively small weight sizes and differences in responses between various subgroups suggest that data quality was not affected. The weight that was applied corrected the initial imbalance and no further manipulations were necessary.

A.2.4 Weighting Factors

Some subgroups are sometimes under- or overrepresented in a sample compared to the general population. The weighting of a sample makes it possible to correct those differences. The weighting factors are therefore the weight given to each respondent corresponding to a subgroup of the sample.

Results were weighted by region, gender, age, presence of children in the household, and education. The same weighting was applied for all sixteen waves.

Table 35. Weight by region*Gender* Age*

Label	Weight
British Columbia, Yukon AND Male, Gender diverse AND Between 18 and 24	0.0072
British Columbia, Yukon AND Male, Gender diverse AND Between 25 and 34	0.0109
British Columbia, Yukon AND Male, Gender diverse AND Between 35 and 44	0.0102
British Columbia, Yukon AND Male, Gender diverse AND Between 45 and 54	0.0117
British Columbia, Yukon AND Male, Gender diverse AND Between 55 and 64	0.0117
British Columbia, Yukon AND Male, Gender diverse AND Between 65 and 74,75 or older	0.0141
British Columbia, Yukon AND Female AND Between 18 and 24	0.0068
British Columbia, Yukon AND Female AND Between 25 and 34	0.0111
British Columbia, Yukon AND Female AND Between 35 and 44	0.0108
British Columbia, Yukon AND Female AND Between 45 and 54	0.0125
British Columbia, Yukon AND Female AND Between 55 and 64	0.0125
British Columbia, Yukon AND Female AND Between 65 and 74,75 or older	0.0162
Alberta, Northwest Territories AND Male, Gender diverse AND Between 18 and 24	0.0065
Alberta, Northwest Territories AND Male, Gender diverse AND Between 25 and 34	0.0116
Alberta, Northwest Territories AND Male, Gender diverse AND Between 35 and 44	0.0106
Alberta, Northwest Territories AND Male, Gender diverse AND Between 45 and 54	0.0099
Alberta, Northwest Territories AND Male, Gender diverse AND Between 55 and 64	0.009
Alberta, Northwest Territories AND Male, Gender diverse AND Between 65 and 74,75 or older	0.0083
Alberta, Northwest Territories AND Female AND Between 18 and 24	0.0062
Alberta, Northwest Territories AND Female AND Between 25 and 34	0.0114
Alberta, Northwest Territories AND Female AND Between 35 and 44	0.0104
Alberta, Northwest Territories AND Female AND Between 45 and 54	0.0098
Alberta, Northwest Territories AND Female AND Between 55 and 64	0.0089
Alberta, Northwest Territories AND Female AND Between 65 and 74,75 or older	0.0096
Manitoba, Saskatchewan, Nunavut AND Male, Gender diverse AND Between 18 and 24	0.004

Manitoba, Saskatchewan, Nunavut AND Male, Gender diverse AND Between 25 and 34	0.0058
Manitoba, Saskatchewan, Nunavut AND Male, Gender diverse AND Between 35 and 44	0.0053
Manitoba, Saskatchewan, Nunavut AND Male, Gender diverse AND Between 45 and 54	0.0055
Manitoba, Saskatchewan, Nunavut AND Male, Gender diverse AND Between 55 and 64	0.0055
Manitoba, Saskatchewan, Nunavut AND Male, Gender diverse AND Between 65 and 74,75 or older	0.0059
Manitoba ,Saskatchewan, Nunavut AND Female AND Between 18 and 24	0.0038
Manitoba, Saskatchewan, Nunavut AND Female AND Between 25 and 34	0.0058
Manitoba, Saskatchewan, Nunavut AND Female AND Between 35 and 44	0.0053
Manitoba, Saskatchewan, Nunavut AND Female AND Between 45 and 54	0.0055
Manitoba, Saskatchewan, Nunavut AND Female AND Between 55 and 64	0.0056
Manitoba, Saskatchewan, Nunavut AND Female AND Between 65 and 74,75 or older	0.0072
Ontario AND Male, Gender diverse AND Between 18 and 24	0.0223
Ontario AND Male, Gender diverse AND Between 25 and 34	0.0306
Ontario AND Male, Gender diverse AND Between 35 and 44	0.0292
Ontario AND Male, Gender diverse AND Between 45 and 54	0.0346
Ontario AND Male, Gender diverse AND Between 55 and 64	0.0316
Ontario AND Male, Gender diverse AND Between 65 and 74,75 or older	0.0363
Ontario AND Female AND Between 18 and 24	0.0212
Ontario AND Female AND Between 25 and 34	0.0315
Ontario AND Female AND Between 35 and 44	0.0319
Ontario AND Female AND Between 45 and 54	0.0365
Ontario AND Female AND Between 55 and 64	0.0338
Ontario AND Female AND Between 65 and 74,75 or older	0.0441
Quebec AND Male, Gender diverse AND Between 18 and 24	0.0121
Quebec AND Male, Gender diverse AND Between 25 and 34	0.018
Quebec AND Male, Gender diverse AND Between 35 and 44	0.0189
Quebec AND Male, Gender diverse AND Between 45 and 54	0.0203
Quebec AND Male, Gender diverse AND Between 55 and 64	0.0211
Quebec AND Male, Gender diverse AND Between 65 and 74,75 or older	0.0239
Quebec AND Female AND Between 18 and 24	0.0118
Quebec AND Female AND Between 25 and 34	0.0181
Quebec AND Female AND Between 35 and 44	0.0189
Quebec AND Female AND Between 45 and 54	0.0203
Quebec AND Female AND Between 55 and 64	0.0217

Quebec AND Female AND Between 65 and 74,75 or older	0.0295
New Brunswick, Nova Scotia, Newfoundland and Labrador, Prince Edward Island AND Male, Gender diverse AND Between 18 and 24	0.0034
New Brunswick, Nova Scotia, Newfoundland and Labrador, Prince Edward Island AND Male, Gender diverse AND Between 25 and 34	0.0046
New Brunswick, Nova Scotia, Newfoundland and Labrador, Prince Edward Island AND Male, Gender diverse AND Between 35 and 44	0.0049
New Brunswick, Nova Scotia, Newfoundland and Labrador, Prince Edward Island AND Male, Gender diverse AND Between 45 and 54	0.0061
New Brunswick, Nova Scotia, Newfoundland and Labrador, Prince Edward Island AND Male, Gender diverse AND Between 55 and 64	0.0065
New Brunswick, Nova Scotia, Newfoundland and Labrador, Prince Edward Island AND Male, Gender diverse AND Between 65 and 74,75 or older	0.0076
Total	1.000

Table 36. Weight by Region

Label	Weight
British Columbia	0.135321
Alberta	0.111797
Saskatchewan	0.029936
Manitoba	0.035029
Ontario	0.38285
Québec	0.234007
New Brunswick	0.021775
Nova Scotia	0.027016
Prince Edward Island	0.004092
Newfoundland and Labrador	0.015257
Territories	0.00292
Total	1.000

Table 37. Weight by presence of children

Label	Weight
Yes Children	0.2767
No Children	0.7233
Total	1.000

Table 38. Weight by Education Level

Label	Weight
Not University	0.728
University	0.272
Total	1.000

APPENDIX B – SURVEY

[Note: The questionnaire presented below represents a simplified format of questions that were asked at various times throughout the life cycle of this survey. In some of the attribute lists presented, some items may have been asked in some waves and not in others.]

Dear Participant,

In partnership with the World Health Organization (WHO), the Government of Canada is conducting a research study on the impact of the coronavirus (COVID-19). Leger Marketing has been hired to administer this survey. The survey takes about 20 minutes to complete and is voluntary and completely confidential.

Your responses will be identified by a subject number and the researchers will not know your identity or your personal information.

To view Leger Marketing's privacy policy, [click here](#).

The health and safety of Canadians is very important to us. The purpose of this study is to improve actions taken by the government in response to the coronavirus/COVID-19 pandemic. Your answers will thus be used for research purposes and to help improve the COVID-19 outbreak response.

We ask that you find the time to complete the survey in one sitting. Please close any other programs that you may have open (e.g. chat or email) to avoid distractions.

Further information about this study:

1. We've been releasing updated versions of this survey under the same study since April 2020, this is survey [INSERT WAVE NUMBER]. We have extended the study to a total of sixteen waves of data collection, so this is the [Nth] survey. If you have completed a previous survey in this study, we ask that you please consider participating again. Your continued participation allows us to track opinions and behaviours about COVID-19 among the same cohort of individuals as they evolve over time.
2. The data will be published for possible use later by other scientists. Conclusions about you or other persons are not possible, as all responses will be considered anonymous.
3. Your data will be treated in accordance with the provisions of the Government of Canada Privacy Policy.
4. Your participation in the study is voluntary and your responses will be kept entirely confidential. You may terminate the survey at any time and without giving reasons.

5. Your participation in the research does not expose you to any risk.

If you have any questions about this survey, please contact iiu-iii@pco-bcp.gc.ca.

[CONSENT] I agree to participate in this study and understand that all my answers will only be used for scientific purposes.

I agree to the processing of my personal data in accordance with the information provided here.

I am aware that the data will be published in anonymous form to promote transparency in science.

Row:

[r1] I agree to participate

[r2] No, I don't want to participate

Thank you for deciding to participate in this study. First, please provide us with some information about yourself.

[Wave 9-10-11-12-13-14-15-16]

[QS1] In what year were you born?

[Wave 9-10-11-12-13-14-15-16]

[AGE] In which of the following age categories do you belong?

Row:

[r0] Under 18

[r1] Between 18 and 24

[r2] Between 25 and 34

[r3] Between 35 and 44

[r4] Between 45 and 54

[r5] Between 55 and 64

[r6] Between 65 and 74

[r7] 75 or older

[Wave 9-10-11-12-13-14-15-16]

[QS2a] What best describes your gender?

Row:

[r1] Man

[r2] Woman

[r3] Transgender/two-spirit/non-binary

[r4] Other

[Wave 9-10-11-12-13-14-15-16]

[QS3] What is the highest level of formal education that you have completed?

SELECT ONE ONLY

Row:

[r1] Grade 8 or less

[r2] Some high school

[r3] High school diploma or equivalent

[r4] Registered Apprenticeship or other trades certificate or diploma

[r5] Partial college/university education

[r6] College, CEGEP or other non-university certificate or diploma

[r7] University certificate or diploma below bachelor's level

[r8] Bachelor's degree

[r9] Postgraduate degree above bachelor's level

[Only for the new respondents]

[QS4] Are you a health care provider (i.e., nurse, medical doctor, paramedic, first responder, nurse practitioner, pharmacist etc.)?

Row:

[r1] Yes

[r2] No

[Only for the new respondents after]

[QS5] Do you have a serious, long-term illness, like diabetes, emphysema, or high blood pressure?

Row:

[r1] Yes

[r2] No

[r9] Don't know

[Wave 14]

[QS26] Do you identify as a person with a disability? A person with a disability is a person who has a long-term or recurring impairment (such as vision, hearing, mobility, flexibility, dexterity, pain, learning, developmental, memory or mental health-related) which limits their daily activities inside or outside the home (such as at school, work, or in the community in general).

Row:

[r1] Yes

[r2] No

[r98] Don't know

[r99] Prefer not to say

[Only for the new respondents after]

[QS6] What is the size of the community you live in?

Row:

[r1] Major metropolitan area with population of 1,000,000 or more

[r2] Large urban centre with population of 100,000 or more

[r3] Medium population centre with population of between 30,000 and 99,999

[r4] Small population centre with population between 1,000 and 29,999

[r5] Rural area with population of less than 1,000

[Only for the new respondents]

[QS4a] Are you a frontline worker (i.e., gas station attendant, grocery store clerk, etc.)?

Row:

[r1] Yes

[r2] No

[Wave 9-10-11-12-13-14-15-16]

[QS7] In which province or territory do you live?

SELECT ONE ONLY

Row:

[AB] Alberta

[BC] British Columbia

[MB] Manitoba

[NB] New Brunswick

[NF] Newfoundland and Labrador

[NT] Northwest Territories

[NS] Nova Scotia

[NU] Nunavut

[ON] Ontario

[PE] Prince Edward Island

[QC] Quebec

[SK] Saskatchewan

[YK] Yukon

[Wave 9-10-11-12-13-14-15-16]

[QS8] Do you have or live with children under 18 years of age in your home?

Row:

[r1] Yes

[r2] No

[Wave 9-10-11-12-13-14-15-16]

[QS8A] How many children under 18 years of age live in your home?

[Wave 9-10-11-12-13-14-15-16]

[QS8B] What are the ages of the children living in your home?

Select all that apply.

Row:

[r1] Under 6 years old

[r2] 6 to 11 years old

[r4] 4 years old and under

[r5] 5 to 11 years old

[r3] 12 to 17 years old

[Wave 9-10-11-12]

[QS9] Which of the following categories best describes your employment status prior to the COVID-19 pandemic?

Please select one only.

Row:

[r1] Working full-time, that is, 30 or more hours per week

[r2] Working part-time, that is, less than 30 hours per week

[r3] Self-employed

[r4] Unemployed

[r5] A student attending school full-time

[r6] Retired

[r7] Full-time homemaker

[r8] Other

[Wave 13-14-15-16]

[QS23A] Which of the following categories best describes your current employment status?

Please select one only

Row:

[r1] Working full-time, that is, 30 or more hours per week

[r2] Working part-time, that is, less than 30 hours per week

[r3] Self-employed

[r4] Unemployed

[r5] A student attending school full-time

[r6] Retired

[r7] Full-time homemaker

[r8] Other

[Wave 9-10-11-12-13-14-15-16]

[QS10] Which of the following best describes the impact that COVID-19 has had on your employment?

Row:

[r1] You have temporarily lost your job

[r2] You have permanently lost your job

[r3] You have suffered a loss of income / reduced working hours

[r10] You have experienced increased working hours

[r4] Your job has not been impacted

[r5] You have lost your summer job

[r11] You have struggled to find employment

[r6] Not applicable – you do not have a job

[r9] I don't know / I prefer not to answer

[Wave 9-10-11-12-13-14-15-16]

[QS14] Where were you born?

Row:

[r1] Born in Canada

[r96] Born outside Canada (please specify the country):

[Wave 9-10-11-12-13-14-15-16]

[QS14a] In what year did you first move to Canada?

[Wave 9-10-11-12-13-14-15-16]

[QS15] Of what country are you a citizen?

Row:

[r1] Canada

[r96] Other country (please specify)

[Wave 9-10-11-12-13-14-15-16]

[QS23] Are you an Aboriginal person, that is, First Nations, Métis or Inuk (Inuit)? First Nations includes Status and Non–Status Indians.

Row:

[r1] Yes

[r2] No

[Wave 9-10-11-12-13-14-15-16]

[QS16] You may belong to one or more racial or cultural groups on the following list. Are you...?

Row:

[r1] White

[r2] South Asian (e.g., East Indian, Pakistani, Sri Lankan, etc.)

[r3] Chinese

[r4] Black

[r5] Filipino

[r6] Latin American

[r7] Arab

[r8] Southeast Asian (e.g., Vietnamese, Cambodian, Malaysian, Thai, Laotian, etc.)

[r9] West Asian (e.g., Iranian, Afghan, etc.)

[r10] Korean

[r11] Japanese

[r96] Other - (Please specify)

[Wave 9-10-11-12-13-14-15-16]

[QS17] Which of the following categories best describes your total household income?
That is, the total income of all persons in your household combined, before taxes?

Row:

[r1] Under \$20,000

[r2] \$20,000 to just under \$40,000

[r3] \$40,000 to just under \$60,000

[r4] \$60,000 to just under \$80,000

[r5] \$80,000 to just under \$100,000

[r6] \$100,000 to just under \$150,000

[r7] \$150,000 to just under \$200,000

[r8] \$200,000 and above

[r98] I don't know

[r99] Prefer not to say

[Wave 9-10-11-12-13-14-15-16]

[QS18] How many people live at your address, including yourself?

Enter number

[Wave 9-10-11-12-13-14-15-16]

[QS21] What best describes your sexual orientation?

Row:

[r1] Heterosexual

[r4] Gay and/or lesbian

[r2] Homosexual

[r3] Bisexual

[r96] Other (please specify)

[r5] Prefer not to answer

[r98] Don't know

[Wave 12]

[S22] Do you consider yourself to be religious or spiritual?

Row:

[r1] I am not religious or spiritual

[r2] I am slightly religious or spiritual

[r3] I am moderately religious or spiritual

[r4] I am very religious or spiritual

[r98] Don't know

[r99] Prefer not to say

[Wave 14-15-16]

[QS27] Are you currently pregnant, planning to become pregnant, or have you given birth within the last six months?

Row:

[r1] I am currently pregnant

[r2] I'm currently planning and/or trying to become pregnant (i.e. within the next 6 months)

[r3] I gave birth within the last six months

[r98] Don't know

[r99] Prefer not to say

[r97] None of the above

Programming notes/Instructions for misinformation/disinformation exercise [CONDUCTED IN WAVE 15 ONLY]

Following the demographic section, the survey will begin by randomly splitting the sample into 4 branches for an experimental exercise:

- Branch 1 - Main Control Condition
- Branch 2 - Accuracy Control Condition
- Branch 3 - Accuracy Evaluation Condition
- Branch 4 - Tips Condition

Each Branch presents participants with the same 14 images, but different questions or prompts proceed or follow the images across groups.

BRANCH 1: Main Control Condition (MCC)

INFO - You will be presented with a series of news headlines (14 in total). We are interested in whether you would consider sharing these stories on social media (such as Facebook or Twitter). Note: the images may take a moment to load, and please do not consult outside information or leave the survey window. *We understand that not everyone uses social media, so please provide us with your best judgement.*

*RANDOMIZE PRESENTATION OF IMAGES

[MisMCC1] If you were to see the above article online (for example, through Facebook or Twitter), how likely would you be to share it?

Extremely unlikely (1)

Moderately unlikely (2)

Slightly unlikely (3)

Slightly likely (4)

Moderately likely (5)

Extremely likely (6)

End of Branch 1

BRANCH 2: Accuracy Evaluation Control Condition (AECC)

INFO - You will be presented with a series of news headlines (14 in total). We are interested in whether you think these headlines describe an event that actually happened in an accurate and unbiased way. Note: the images may take a moment to load, and please do not consult any outside information or leave this survey window.

RANDOMIZE PRESENTATION OF IMAGES

MisAECC1. To the best of your knowledge, is the claim in the above headline accurate?

Not at all accurate (1)

Not very accurate (2)

Somewhat accurate (3)

Very accurate (4)

End of BRANCH 2

BRANCH 3: Accuracy Evaluation Treatment Condition (AEC)

INFO - To begin, we are interested in whether you think the following news headline describes an event that actually happened in an accurate and unbiased way. Note: the image may take a moment to load, and please do not consult any outside information or leave this survey window.

MisAETC1. To the best of your knowledge, is the claim in the above headline accurate?

Not at all accurate (1)

Not very accurate (2)

Somewhat accurate (3)

Very accurate (4)

INFO - You will now be presented with a series of news headlines (14 in total). We are interested in whether you would consider sharing these stories on social media (such as Facebook or Twitter). Note: the images may take a moment to load, and again please do not consult any outside information or leave this survey window. We understand that not everyone uses social media, so please provide us with your best judgement.

RANDOMIZE PRESENTATION OF IMAGES

MisAETC2. If you were to see the above article online (for example, through Facebook or Twitter), how likely would you be to share it?

- Extremely unlikely (1)
- Moderately unlikely (2)
- Slightly unlikely (3)
- Slightly likely (4)
- Moderately likely (5)
- Extremely likely (6)

End of Branch 3

BRANCH 4: Tips Treatment Condition (TTC)

INFO - To begin, please read the list of media literacy tips below which are intended to help stop the spread of fake news online.

Be skeptical of headlines. False news stories often have catchy headlines in all caps with exclamation points. If shocking claims in the headline sound unbelievable, they probably are.

Investigate the source. Ensure that the story is written by a source that you trust with a reputation for accuracy. If the story comes from an unfamiliar organization, check their "About" section to learn more.

Watch for unusual formatting. Many false news sites have misspellings or awkward layouts. Read carefully if you see these signs.

Check the evidence. Check the author's sources to confirm that they are accurate. Lack of evidence or reliance on unnamed experts may indicate a false news story.

Look at other reports. If no other news source is reporting the same story, it may indicate that the story is false. If the story is reported by multiple sources you trust, it's more likely to be true.

MisTTC1. According to the tips you just read, which of these means an article is more likely to be true?

- Reported by multiple trusted sources (1)
- Many experts quoted (2)
- Use of hyperlinks and photographs (3)
- Appears in Google (4)

INFO - You will now be presented with a series of news headlines (14 in total). We are interested in whether you would consider sharing these stories on social media (such as

Facebook or Twitter). Note: the images may take a moment to load, and please do not consult any outside information or leave this survey window. *We understand that not everyone uses social media, so please provide us with your best judgement.*

RANDOMIZE PRESENTATION OF IMAGES

MisTTC2. If you were to see the above article online (for example, through Facebook or Twitter), how likely would you be to share it?

Extremely unlikely (1)

Moderately unlikely (2)

Slightly unlikely (3)

Slightly likely (4)

Moderately likely (5)

Extremely likely (6)

End of Branch 4

A)



B)



C)



CNN.COM

Study hints Covid-19 may have been in the US as early as December

D)



CNET.COM

Amazon plans to prosecute sellers for price gouging during coronavirus outbreak

E)



FOXNEWS.COM

Amid coronavirus outbreak, Carnival Cruise Line offers on-ship credits to passengers who don't reschedule

F)



THECONVERSATION.COM

Coronavirus: We need to start preparing for the next viral outbreak now

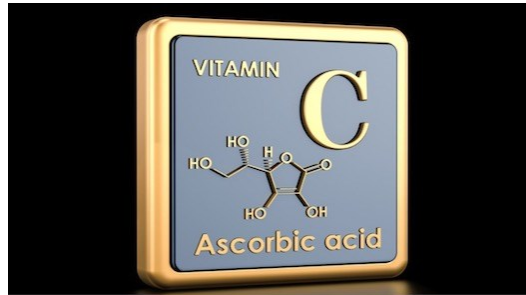
G)



BUZZFEEDNEWS.COM

Police In The US Spread A False Claim That Meth Is Contaminated With Coronavirus

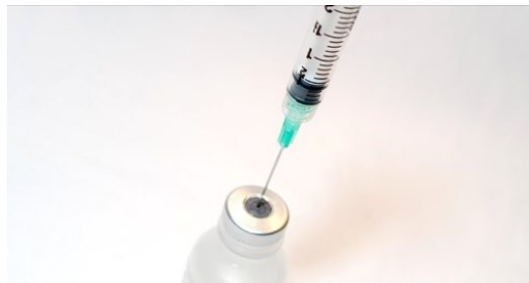
H)



HEALTHIMPACTNEWS.COM

Vitamin C protects against Coronavirus.

I)



INTELLIHUB.COM

U.N. health experts admit toxic vaccine ingredients are harming children worldwide

J)



HEALTHIMPACTNEWS.COM

Coconut oil's history in destroying viruses, including Coronaviruses.

K)



BEFOREITSNEWS.COM

FEMA Proposes Martial Law to Contain Coronavirus | New World Order | Before It's News

L)



GIZMODO.COM

Teen Who Died of Covid-19 Was Denied Treatment Because He Didn't Have Health Insurance

M)

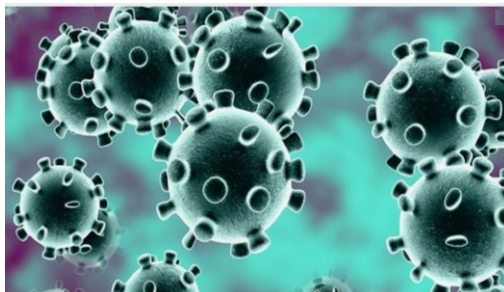


Vatican confirms Pope Francis and two aides test positive for Coronavirus

CBN2.COM

Vatican confirms Pope Francis and two aides test positive for the Coronavirus.

N)



FILMDAILY.CO

Is Colloidal silver a cure for coronavirus? - Film Daily

[MisFollowUp1] Did you have trouble seeing any of the news headline images in the previous exercise?

Yes - one or more of the news headline images did not appear on my screen (1)

No - all of the news headline images appeared on my screen (2)

[MisFollowUp2] Did you respond randomly and/or search the internet at any point during the exercise? Note: Please be honest! You will receive your compensation regardless of your response.

Yes (1)

No (2)

The following questions concern COVID-19, including your proximity to positive cases and your outlook on the pandemic.

[END OF MISINFORMATION/DISINFORMATION EXERCISE, CONDUCTED IN WAVE 15]

[Wave 9-10-11-12-13-14-15-16]

[A3] Are you or have you been infected with COVID-19?

Row:

[r1] Yes I am currently infected and it is confirmed by a positive test

[r2] I am probably currently infected (based on contact or travel history), but not yet confirmed by a positive test

[r6] I am/was probably infected but do/did not have access to testing

[r3] Yes I have been infected, confirmed by a positive test, and I am now fully recovered

[r4] I have probably been infected (based on contact or travel history), but not confirmed by a positive test, and I am now fully recovered

[r5] No

[r98] Don't know

[r91] Yes

[r92] No

[r93] I think so (not confirmed by a positive test)

[Wave 9-10-11-12-13-14-15-16]

[A4] Do you know people in your immediate social network (i.e., friends or close family members) who are or have been infected with COVID-19?

Row:

[r1] Yes, confirmed by a positive test

[r2] Probably yes (based on contact or travel history), but not yet confirmed by a positive test

[r3] Yes, confirmed by a positive test, but they have since fully recovered

[r4] Probably yes (based on contact or travel history), not confirmed by a positive test, but have since fully recovered

[r5] No

[r98] Don't know

[r91] Yes

[r92] No

[r93] I think so (not confirmed by a positive test)

[Wave 9-10-11-12-13-14-15-16]

[A4A] Do you know anyone personally who has died of COVID-19?

Row:

[r1] Yes

[r2] No

[r98] Don't know

[Wave 9-10-11-12-13-14-16]

[Test1] In the past four weeks, have you...

Column:

[c1] Yes

[c2] No

Row:

[r1] Been tested for COVID-19 at an assessment centre

[r2] Considered getting tested for COVID-19, but ultimately decided not to

[r4] Used a rapid test for COVID-19 at a location other than an assessment centre (e.g., home, work, school)

[r3] Tried to get tested for COVID-19, but encountered barriers that kept you from doing so

[Wave 9-10]

[Test2] Please explain why you got, considered, or tried getting tested for COVID-19.

Select all that apply.

Row:

[r1] I was in direct contact with someone who tested positive for COVID-19.

[r2] I was in direct contact with someone who was in contact with someone else who tested positive for COVID-19.

[r3] I had symptoms of COVID-19.

[r4] I needed to get tested to attend work, school, or an appointment.

[r5] I wanted to get tested before attending a social gathering.

[r6] I wanted to get tested before travelling.

[r7] I am at high risk of complications.

[r8] I have close contact with someone who is high risk.

[r9] No concern of specific exposure or symptoms, but I wanted to get tested for my peace of mind.

[r10] No concern of specific exposure or symptoms, but getting tested is my civic duty - it is what you're supposed to do.

[r11] I was advised to get tested by a healthcare provider or health line.

[r12] I was advised to get tested by a digital resource from the government, like the COVID Alert App or an online provincial screening tool

[r96] Other

[Wave 9-10-16]

[Test3] Please explain why you ultimately decided not to get tested for COVID-19, or the barriers you encountered that kept you from getting tested by selecting all that apply.

Row:

[r1] I did not have any symptoms or my symptoms went away

[r2] I could not find an appointment time at an assessment centre that was convenient for me

[r3] I could not find a testing site that was convenient for me

[r4] The thought of getting tested seemed like a hassle or too time-consuming

[r5] The person I had contact with tested negative

[r6] I was worried about being exposed to the virus while getting tested

[r7] I was advised not to get tested by a healthcare provider or health line

[r8] I don't think the test results for COVID-19 are reliable

[r9] I didn't want to know if I had COVID-19, or self-isolate if I tested positive

[r10] I was afraid the test would be painful

[r11] I was not able to access or purchase rapid in-home tests

[r12] I am already vaccinated against COVID-19

[r96] Other

[r97] Not applicable/I did get tested or will be getting tested soon

[Wave 16]

[Test4] If at-home, rapid COVID-19 tests were available to me, I would use them.

Drag the slider to a point on the scale.

Choice:

[ch1] 1 Strongly disagree

[ch2] 2

[ch3] 3

[ch4] 4

[ch5] 5

[ch6] 6

[ch7] 7 Strongly agree

[Wave 16]

[Test5] In which of the following situations would you use an at-home, rapid COVID-19 test?

Select all that apply

Row:

[r1] If attending a large gathering (e.g. a social gathering, concert, sporting event, movie theatre, etc.)

[r2] If visiting with family/friends

[r3] If my children attended school

[r4] If I went to work

[r5] If travelling

[r6] If I interact with vulnerable persons (e.g., elderly, children, people with pre-existing health conditions)

[r7] If I interact with an unvaccinated person

[r96] Other

[Wave 16]

[Test6] Please state your level of agreement with the following statement: If my workplace decided to implement a COVID-19 rapid test screening program, I would support it.

Drag the slider to a point on the scale.

Choice:

[ch1] 1 Strongly disagree

[ch2] 2

[ch3] 3

[ch4] 4

[ch5] 5

[ch6] 6

[ch7] 7 Strongly agree

[ch97] Not applicable

[Wave 9-10-16]

[Thksgvg6] Do you typically celebrate any holiday(s) in December by gathering in-person with family and/or friends (in addition to those living in your household)?

Row:

[r1] Yes

[r2] No

[r3] Sometimes

[Wave 16]

[Holiday1] Would any of the following scenarios make you more comfortable attending a December holiday gathering this year?

Drag the slider to a point on the scale.

Row:

[r1] Knowing that everyone in attendance is vaccinated

[r2] Knowing that everyone in attendance took a rapid test prior to attending the gathering

[r3] Screening attendees for symptoms

[r4] I already feel comfortable without needing to know health information about guests

Choice:

[ch1] 1 Strongly disagree

[ch2] 2

[ch3] 3

[ch4] 4

[ch5] 5

[ch6] 6

[ch7] 7Strongly agree

[ch98] Don't know

[Wave 9-16]

[Thksgvg2] Did you gather with family and/or friends on Thanksgiving this year in-person (in addition to those living in your household)?

Row:

[r1] Yes, my in-person gathering took place indoors

[r2] Yes, my in-person gathering took place outdoors

[r3] No, my in-person gathering was cancelled this year for reasons related to COVID-19

[r4] No, I did not host or attend a gathering this year for reasons unrelated to COVID-19

[Wave 9-16]

[Thksgvg3] Prior to attending or hosting your Thanksgiving gathering(s), did you take any of the following actions?

Please select all that apply

Row:

[r1] Ensured everyone was vaccinated

[r2] Took a COVID-19 test

[r3] Screened yourself and/or other for symptoms of COVID-19

[r7] None of the above

[Wave 9-10-11-12-13-14-15-16]

[A1] Do you think...

Row:

[r1] The worst of the crisis is behind us

[r2] We are currently experiencing the worst of the crisis

[r3] The worst of the crisis is yet to come

[r98] Don't know

[Wave 14-15-16]

[Return1] When do you expect that day-to-day life in Canada will resemble pre-pandemic times?

Row:

[r1] Day-to-day life already resembles pre-pandemic times

[r2] Within the next couple of months

[r3] Within three to six months

[r4] Longer than six months

[r5] Never

[r98] Don't know

[Wave 9-10-11-12-13-14-15-16]

[B9] Please indicate your answer on the following scale. The closer the number is to the adjective or statement, the more certain you are of your evaluation.

COVID-19 feels...

Column:

[c1] 1

[c2] 2

[c3] 3

[c4] 4

[c5] 5

[c6] 6

[c7] 7

Row:

[r1] Close to me

[r2] New

[r3] Like it is spreading slowly

[r4] Like something I think about all the time

[r5] Overblown

[r6] Worrisome

[r7] Like something that makes me feel helpless

[r8] Stressful

[r9] Like a problem that we all have to work together to solve

[r10] Harder to live with as time passes

[Wave 9-10-11-12-13-14-15-16]

[A16] Please indicate your answer on the following scale.

Drag the slider to a point on the scale.

Row:

[r1] I'm worried about the idea of transmitting COVID-19 to people around me.

[r2] I'm worried about the spread of COVID-19 variants such as those that have originated in the UK, South Africa, Brazil and India.

[r3] I'm worried about a potential resurgence of COVID-19 cases in the winter

[r4] I'm worried that lockdowns and/or other restrictions may be reinstated this winter

[r5] I'm worried about the potential emergence of a vaccine-resistant variant of the COVID-19 virus

[r6] I'm worried about never returning to a life that resembles pre-pandemic times

Choice:

[ch1] 1 Strongly disagree

[ch2] 2

[ch3] 3

[ch4] 4

[ch5] 5

[ch6] 6

[ch7] 7Strongly agree

[Wave 14-15-16]

[Return3] The idea of returning to life that resembles pre-pandemic times makes me feel...

Drag the slider to a point on the scale.

Choice:

[ch1] 1Not at all excited

[ch2] 2

[ch3] 3

[ch4] 4

[ch5] 5

[ch6] 6

[ch7] 7Very excited

[Wave 14]

[Reflections2] I am confident that by 2022 I will be able to travel and socialize like I did before the COVID-19 pandemic started.

Choice:

[ch1] 1Strongly disagree

[ch2] 2

[ch3] 3

[ch4] 4

[ch5] 5

[ch6] 6

[ch7] 7Strongly agree

[Wave 6-11]

[E24] How much of a threat, if any, is the COVID-19 outbreak for...

Column:

[c1] Not a Threat

[c2] Minor Threat

[c3] Moderate Threat

[c4] Major Threat

[c98] Don't know

Row:

[r1] Your personal health

[r2] The health of the Canadian population as a whole

[r3] Your personal financial safety

[r4] The Canadian economy

[r5] Day-to-day life in your local community

[r6] The rights and freedoms of the Canadian population as a whole

[r7] What it means to be Canadian

[r8] Canadian values and traditions

[r9] Canadian democracy

[r10] The maintenance of law and order in Canada

[Wave 9-10-11-12-13-14-15-16]

[E8] Within the next year, how likely do you think it will be that you would...

Drag the slider to a point on the scale.

Row:

[r1] Eat in a restaurant

[r2] Take public transit

[r3] Fly on a plane

[r4] Go to a birthday party

[r5] Go to a large gathering (e.g., sporting event, concert, outdoor festivals)

[r6] Allow in-home renovations

[r7] Shop at the mall

[r8] Go to a bar, lounge, night club or pub

[r9] Go to the gym or other fitness facilities

[r10] Send my kids to school and/or daycare

[r11] Go to my place of worship

[r12] Stay in a hotel or resort

[r13] Go to a museum or art gallery

[r14] Go to a farmer's market

[r15] Travel to the U.S.

[r16] Go to a small outdoor gathering with friends/family

[r17] Go to a theatre

[r18] Take a taxi or use a ride sharing service (like Uber or Lyft)

[r19] Go to an indoor gathering with ten or more people

[r20] Go to a small indoor gathering with fewer than ten people

Choice:

[ch1] 1Extremely unlikely

[ch2] 2

[ch3] 3

[ch4] 4

[ch5] 5

[ch6] 6

[ch7] 7Extremely likely

[ch98] Don't know

[ch95] Does not apply

[Wave 9-10-11-12-13-14-15-16]

[E8A] Where do you think you will likely fly within the next year?

Select all that apply.

Row:

[r1] Somewhere within Canada

[r2] Somewhere within the US

[r3] Somewhere outside of North America

Condition: 0

[r4] Somewhere outside of Canada or the US

[Wave 16]

[E8D] Please state your level of agreement with the following statement: Knowing that proof of vaccination is required for travellers departing from Canadian airports influenced my opinion about flying.

Drag the slider to a point on the scale.

Choice:

[ch1] 1 Strongly disagree

[ch2] 2

[ch3] 3

[ch4] 4

[ch5] 5

[ch6] 6

[ch7] 7 Strongly agree

[Wave 11-12-13-14]

[E8B] When is the earliest that you expect to fly?

Row:

[r1] Within three months (i.e. before October 2021)

[r2] Within six months (i.e. before January 2022)

[r3] Six months from now, or later (i.e. January 2022 or later)

[Wave 11]

[CdnReturn] To limit the risk of bringing new cases of the virus into the country, some requirements are in place or are being considered for people entering Canada. To what extent do you think the following requirements would be effective in reducing this risk among Canadian travellers returning to Canada from another country?

Drag the slider to a point on the scale.

Row:

[r1] A requirement to self-isolate in designated facilities (e.g. a hotel) upon arrival with expenses paid by the traveller

[r2] A requirement to show proof of COVID-19 immunization upon arrival

[r3] A requirement to take a COVID-19 test at the airport upon arrival

Choice:

[ch1] 1Not effective at all

[ch2] 2

[ch3] 3

[ch4] 4

[ch5] 5

[ch6] 6

[ch7] 7Extremely effective

[ch98] Don't know

[Wave 11]

[ForeignReturn] To limit the risk of bringing new cases of the virus into the country, some requirements are in place or are being considered for people entering Canada. To what extent do you think the following requirements would be effective in reducing this risk among foreign travellers entering Canada from another country?

Drag the slider to a point on the scale.

Row:

[r1] A requirement to self-isolate in designated facilities (e.g. a hotel) upon arrival with expenses paid by the traveller

[r2] A requirement to show proof of COVID-19 immunization upon arrival

[r3] A requirement to take a COVID-19 test at the airport upon arrival

Choice:

[ch1] 1Not effective at all

[ch2] 2

[ch3] 3

[ch4] 4

[ch5] 5

[ch6] 6

[ch7] 7Extremely effective

[ch98] Don't know

[Wave 12-13-14-15-16]

[GeneralReturn2] To limit the risk of bringing new cases of the virus into the country, some requirements are in place or have been discussed for people entering Canada. To what extent do you think the following requirements would be effective in reducing this risk among travellers entering Canada?

Drag the slider to a point on the scale.

Row:

[r4] A requirement to quarantine upon arrival for travellers without proof of COVID-19 immunization

[r5] A requirement to quarantine in designated facilities (e.g. a hotel) for 14 days upon arrival with expenses paid by the traveller

[r1] A requirement to self-isolate in designated facilities (e.g. a hotel) upon arrival with expenses paid by the traveller

[r2] A requirement to show proof of COVID-19 immunization upon arrival

[r3] A requirement to take a COVID-19 test at the airport upon arrival

[r6] Pausing flights and/or limiting travel from countries with a high number of cases and/or potential new variants of concern

[r7] High fines for not complying with quarantine rules

[r8] A requirement to show proof of immunization and a negative COVID-19 test on arrival

[r9] A requirement to show proof of immunization with no testing requirements

Choice:

[ch1] 1Not effective at all

[ch2] 2

[ch3] 3

[ch4] 4

[ch5] 5

[ch6] 6

[ch7] 7Extremely effective

[ch98] Don't know

[Wave 14]

[Reopening1] As you may know, measures are currently in place to limit non-essential travel into/out of Canada (e.g., individuals cannot enter Canada from the US or abroad for leisure or other optional reasons, and returning Canadians are required to comply with measures such as testing and quarantine). These travel restrictions should be eased primarily:

Please select only one option after reading all of the options.

Row:

[r1] Based on Canada's vaccination rates (i.e., when a high percentage of Canadians have been vaccinated, restrictions should lift)

[r2] Based on international vaccination rates (i.e., when a high percentage of citizens in other countries have been vaccinated, restrictions should lift)

[r3] On a country-specific basis (i.e., if case counts are low and vaccinations rates are high in specific countries)

[r4] Based on Canada's COVID-19 case count (i.e., when case numbers are low in Canada, restrictions should lift)

[r5] Based on International COVID-19 case counts (i.e., when case numbers are low in other countries, restrictions should lift)

[r6] Based on a specific deadline, regardless of vaccination rates and case counts

[r7] Restrictions should end immediately (i.e. no need to consider case counts or vaccination rates in Canada or other countries)

Next, we would like to know about your own practices related to COVID-19, and your thoughts about vaccination.

[Wave 9-10-11-12-13-14]

[B2] For me, avoiding getting sick with COVID-19 in the current situation is...

Drag the slider to a point on the scale.

Choice:

[ch1] 1Extremely difficult

[ch2] 2

[ch3] 3

[ch4] 4

[ch5] 5

[ch6] 6

[ch7] 7Extremely easy

[Wave 9-10-11-12-13-14-15-16]

[B7] How often have you used the following measures to keep from getting sick with COVID-19?

Drag the slider to a point on the scale.

Row:

[r1] Frequent hand washing with soap for 20 seconds

- [r2] Avoiding touching your eyes, nose, and mouth
- [r3] Use hand sanitizer to clean hands when soap and water is not available
- [r4] Staying home when you are sick or when you have a cold
- [r5] Avoiding travel
- [r6] Avoiding public transportation
- [r7] Using homeopathic remedies (i.e., herbal supplements, vitamins, drinking ginger tea)
- [r8] Covering your mouth with your elbow when you cough or sneeze
- [r9] Eating a balanced diet
- [r10] Avoiding close contact with someone who is or may be infected
- [r11] Using caution when opening mail or packages
- [r12] Getting the flu shot
- [r13] Exercising regularly
- [r14] Wearing a face mask while out in public
- [r15] Avoiding public places and events
- [r16] Using antibiotics
- [r17] Working from home
- [r18] Physical distancing (i.e., staying at least 2 meters from others)
- [r19] Self-quarantine (i.e., not leaving your home)
- [r20] Wearing a face mask while out in public prevents against the spread of COVID-19
- [r21] Wearing a face mask when out in public and physical distancing is not possible
- [r22] Supplementing with vitamin D
- [r96] Another preventive measure, please specify

Choice:

[ch1] 1Never

[ch2] 2

[ch3] 3

[ch4] 4

[ch5] 5

[ch6] 6

[ch7] 7Always

[ch95] Does not apply

[Wave 16]

[Masks1] How effective do you believe face masks are at reducing the spread of respiratory illnesses, such as the cold and flu?

Drag the slider to a point on the scale.

Choice:

[ch1] 1Not effective

[ch2] 2

[ch3] 3

[ch4] 4

[ch5] 5

[ch6] 6

[ch7] 7Very effective

[ch98] Don't know

[Wave 16]

[Masks2] When the COVID-19 pandemic is over, I will continue to wear a face mask to reduce the spread of other respiratory illnesses, such as the cold and flu.

Drag the slider to a point on the scale.

Choice:

[ch1] 1Strongly disagree

[ch2] 2

[ch3] 3

[ch4] 4

[ch5] 5

[ch6] 6

[ch7] 7 Strongly agree

[Wave 16]

[Masks3] When the COVID-19 pandemic is over, people will continue to wear a face mask to reduce the spread of other respiratory illnesses, such as the cold and flu.

Drag the slider to a point on the scale.

Choice:

[ch1] 1 Strongly disagree

[ch2] 2

[ch3] 3

[ch4] 4

[ch5] 5

[ch6] 6

[ch7] 7 Strongly agree

[Wave 11]

[Motivation] You've indicated that you regularly practice one or more of the measures that are considered highly effective in preventing the spread of the virus, including washing or sanitizing your hands, staying home, physically distancing, and/or wearing a mask. We are interested in what continues to motivate you to follow this/these measure(s). Please select up to three reasons from the options below.

Row:

[r1] To follow the recommendations of public health experts, scientists, and/or the government

[r2] To follow the recommendations of my friends, family, and/or other trusted peers

[r3] To avoid penalties for breaking the rules

[r4] To avoid judgement from others

[r5] To be recognized as a caring and responsible person by those in my community

[r6] To protect myself from catching COVID-19 - I am concerned about my health outcomes and/or am scared of the virus

[r7] To protect my household, my loved ones, and/or my community from catching COVID-19

[r8] To help reopen the economy and/or get back to 'normal' life

[r9] To help reduce the load on the healthcare system and/or to save lives

[r96] Other (please specify)

[r98] Don't know

[Wave 9-10-11-12-13-14-15-16]

[B11] In the past two weeks, have you...

Column:

[c1] Yes

[c2] No

[c8] Don't know

[c95] Does not apply

Row:

[r1] Chosen not to go to work

[r2] Had difficulty booking a medical appointment

[r3] Had to begin homeschooling my child(ren)

[r4] Had to start caring for an elderly family member or friend

[r5] Had a hard time finding essential food items (for example, milk and flour)

[r6] Been unable to do your work from home

[r7] Visited friends or family more often

[r8] Had a backyard gathering with friends or family

[r9] Let your kids play with their friends

[r10] Visited indoors with friends and family that are not part of your household

[r11] Sat on a restaurant patio

[r12] Shopped at a mall

[r13] Had a haircut or other salon/spa service

[r14] Travelled to another province or territory

[r15] Travelled to another country

[r16] Let your kids play with their friends indoors

[r17] Let your kids play with their friends outdoors

[r18] Sat inside a bar or restaurant

[r19] Had a difficult time finding or buying a non-medical mask or face covering

[r20] Visited with friends or family outdoors

[r21] Travelled to another region within your province or territory

[Wave 15-16]

[Fatigue7] In the future, if some public health measures (e.g. gathering limits) had to be reintroduced to prevent a widespread outbreak, I would be willing to follow them.

Drag the slider to a point on the scale.

Choice:

[ch1] 1Strongly disagree

[ch2] 2

[ch3] 3

[ch4] 4

[ch5] 5

[ch6] 6

[ch7] 7Strongly agree

[Wave 10-13-14-16]

[Fatigue1] To what extent are you getting tired of performing each of the following measures recommended by public health officials to avoid getting/spreading COVID-19?

Drag the slider to a point on the scale.

Row:

[r1] Frequent hand washing or sanitizing

[r2] Physical distancing

[r3] Wearing a mask

[r4] Avoiding indoor gatherings with loved ones

[r5] Limiting social gatherings

Choice:

[ch1] 1 I'm getting very tired of doing this

[ch2] 2

[ch3] 3

[ch4] 4

[ch5] 5

[ch6] 6

[ch7] 7 I'm not at all tired of doing this

[ch97] Does not apply -I have not been performing this behaviour

[Wave 14]

[Fatigue6] You have indicated you are somewhat or very tired in performing various health measures. Does this fatigue mean that you intend to stop engaging in the following behaviours:

Column:

[c1] I intend to stop immediately

[c2] I intend to stop soon

[c3] I have already stopped doing this

[c4] I never performed this behaviour

[c5] I do not intend to stop while it is still a recommended behaviour

Row:

[r1] Frequent hand washing or sanitizing

[r2] Physical distancing

[r3] Wearing a mask

[r4] Avoiding indoor gatherings with loved ones

[Wave 10]

[Fatigue2] And realistically, how much longer do you feel you can continue to adhere to each of the following measures, if they remain recommended by public health officials to avoid getting/spreading COVID-19?

Column:

[c1] A month (or less)

[c2] A few months

[c3] 6 months

[c4] 12 months (or more)

[c97] Does not apply - I have not been performing this behaviour

Row:

[r1] Frequent hand washing or sanitizing

[r2] Physical distancing

[r3] Wearing a mask

[r4] Avoiding gatherings with loved ones

[Wave 10]

[Fatigue3] I feel as though it is hard to follow these recommended measures (i.e., hand washing, physical distancing, mask wearing, avoiding gatherings) because they do not take into account my individual needs and reality.

Drag the slider to a point on the scale.

Choice:

[ch1] 1Strongly disagree

[ch2] 2

[ch3] 3

[ch4] 4

[ch5] 5

[ch6] 6

[ch7] 7Strongly agree

[Wave 9]

[Thksgvg1] Do you typically celebrate Thanksgiving by gathering in-person with family and/or friends (in addition to those living in your household)?

Row:

[r1] Yes

[r2] No

[r3] Sometimes

[Wave 9]

[Thksgvg4] How difficult or easy was your experience finding clear information about the gathering limits for your area?

Column:

[c1] 1Extremely difficult

[c2] 2

[c3] 3

[c4] 4

[c5] 5

[c6] 6

[c7] 7Extremely easy

[Wave 9]

[Thksgvg5] To what extent was physical distancing practiced at your in-person gathering? (i.e., all guests maintaining at least 2m apart)

Drag the slider to a point on the scale.

Choice:

[ch1] 1Never

[ch2] 2

[ch3] 3

[ch4] 4

[ch5] 5

[ch6] 6

[ch7] 7The entire time

[Wave 9-10]

[Thksgvg7] Would you be prepared to cancel your in-person December holiday gathering(s) this year if recommended by public health officials in response to COVID-19?

Row:

[r1] Yes

[r2] No

[r3] Maybe

[r98] Don't Know

[Wave 10]

[December1] Will you (or any of your guests from outside your household, if you are the host) need to travel to attend your December holiday gathering(s) this year? Please read the options carefully.

Row:

[r1] No major travel, myself and my guest(s) live in the same town/city.

[r2] Yes, myself or my guest(s) will be travelling within the same province/territory.

[r3] Yes, myself or my guest(s) will be travelling across provincial/territorial borders.

[r4] Yes, myself or my guest(s) will be travelling to a different country.

[r97] Does not apply

[Wave 10]

[December2] On average, to what extent do you expect the following measures will be practiced at your in-person December holiday gathering(s) this year?

Drag the slider to a point on the scale.

Row:

[r1] Physical distancing (all guests maintaining at least 2m apart)

[r2] Mask wearing (if/when physical distancing is difficult)

[r3] Gathering only in spaces with good ventilation

Choice:

[ch1] 1Never

[ch2] 2

[ch3] 3

[ch4] 4

[ch5] 5

[ch6] 6

[ch7] 7The entire time

[ch97] Does not apply

[Wave 10]

[NewYears1] Do you typically celebrate New Year's Eve by gathering in-person with family and/or friends (in addition to those living in your household)?

Row:

[r1] Yes

[r2] No

[r3] Sometimes

[Wave 10]

[NewYears2] Would you be prepared to cancel your in-person New Year's Eve gathering(s) this year if recommended or prohibited by public health officials in response to COVID-19?

Row:

[r1] Yes

[r2] No

[r3] Maybe

[r98] Don't know

[Wave 10]

[NewYears3] Will you (or any of your guests from outside your household, if you are the host) need to travel to attend your New Year's Eve holiday gathering(s) this year? Please read the options carefully

Row:

[r1] No major travel, myself and my guest(s) live in the same town/city.

[r2] Yes, myself or my guest(s) will be travelling within the same province/territory.

[r3] Yes, myself or my guest(s) will be travelling across provincial/territorial borders.

[r4] Yes, myself or my guest(s) will be travelling to a different country.

[r97] Does not apply

[Wave 10]

[NewYears4] On average, to what extent do you expect the following measures will be practiced at your in-person New Year's Eve gathering(s) this year?

Drag the slider to a point on the scale.

Row:

[r1] Physical distancing (all guests maintaining at least 2m apart)

[r2] Mask wearing (if/when physical distancing is difficult)

[r3] Gathering only in spaces with good ventilation

Choice:

[ch1] 1Never

[ch2] 2

[ch3] 3

[ch4] 4

[ch5] 5

[ch6] 6

[ch7] 7The entire time

[ch97] Does not apply

[Wave 11]

[DecemberRev] Did you gather in-person with family and/or friends (in addition to those living in your household) this past December?

Row:

[r1] Yes, my in-person gathering took place indoors

[r2] Yes, my in-person gathering took place outdoors

[r3] No, my in-person gathering was cancelled this year for reasons related to COVID-19

[r4] No, my in-person gathering was cancelled this year for reasons unrelated to COVID-19

[Wave 11]

[December1Rev] Did you (or any of your guests from outside your household, if you are the host) travel to attend your December holiday gathering(s)? Please read the options carefully.

Row:

[r1] No major travel, myself and my guest(s) live in the same town/city

[r2] Yes, myself or my guest(s) travelled within the same province/territory

[r3] Yes, myself or my guest(s) travelled across provincial/territorial borders

[r4] Yes, myself or my guest(s) travelled to a different country

[r97] Does not apply

[Wave 11]

[December2Rev] On average, to what extent were the following measures practiced at your in-person December holiday gathering(s) last year?

Row:

[r1] Physical distancing (all guests maintaining at least 2 metres apart)

[r2] Mask wearing (if/when physical distancing was difficult)

[r3] Gathering only in spaces with good ventilation

Choice:

[ch1] 1Never

[ch2] 2

[ch3] 3

[ch4] 4

[ch5] 5

[ch6] 6

[ch7] 7The entire time

[ch97] Does not apply

[Wave 11]

[SpringTravel1] Are you planning to take an overnight trip(s) for March/Spring break this year?

Row:

[r1] Yes

[r2] No

[r3] Uncertain

[Wave 11]

[SpringTravel2] Where do you plan to travel for this trip(s)?

Select all that apply.

Row:

[r1] In Canada within my current province/territory

[r2] In Canada across provincial/territorial borders

[r3] To a different country

[r98] Don't know

[Wave 11]

[SpringTravel3] Do you plan to take this trip(s) with other people?

Select all that apply.

Row:

[r1] I plan to travel alone

[r2] I plan to travel with other people that live in my household

[r3] I plan to travel with others including people who live outside my household

[r98] Don't know

The next question(s) are about 'COVID Alert', a free app for smartphones that is designed to inform users if they have been exposed to COVID-19.

[Wave 9]

[Alert1] Had you heard about the COVID Alert app before?

Row:

[r1] Yes

[r2] No

[Wave 9]

[Alert2] Have you downloaded COVID Alert? Please read the options carefully.

Row:

[r1] No, and I do not intend to

[r2] Not yet, but I intend to

[r3] Not yet, but I may after learning more

[r4] I tried, but was not able to

[r5] Yes, and I am using it (i.e., exposure logging and notifications are on)

[r6] Yes, but I am not using it (e.g., didn't complete profile, or exposure logging and notifications are off)

[r7] I did, but then I deleted it

[r97] Does not apply, I do not have a smartphone

[Wave 9]

[Alert3] How come you are not interested in - or not using - COVID Alert?

[Wave 9]

[Alert4] Below are some statements about the COVID Alert app. Please indicate whether you think the statements are true or not.

Column:

[c1] Definitely false

[c2] Probably false

[c3] Probably true

[c4] Definitely true

[c98] Don't know

Row:

[r1] The app tracks users' location with GPS

[r2] The app collects personal information about users (e.g., name, phone number)

[r3] The app will make a significant contribution to stopping the spread of COVID-19 in Canada

[r4] The app is easy for me to install

[r5] The app causes performance issues on some phones (e.g., drains battery quickly)

[r6] Installing the app allows me to protect myself from COVID-19

[r7] Installing the app allows me to protect others from COVID-19

[r8] Exposure notifications from the app have helped people avoid spreading COVID-19

[r9] The app doesn't work on buses and trains

[r10] The more Canadians that use the app, the more effective it is

[Wave 9]

[Alert6] Here is a bit more information about COVID Alert from the Government of Canada's website for your awareness.

The new COVID Alert app is designed to help limit the spread of COVID-19 by letting Canadians know whether they may have been exposed to COVID-19. The app uses Bluetooth signals to exchange random codes with nearby phones. Your privacy is protected, and has no way of knowing your name, address, location, the place or time you were near someone, or your health information.

If someone you've come in close contact with later tests positive for COVID-19, the app notifies you about this potential exposure.

If you test positive, you will receive a one-time key to enter into the app, which then notifies other app users that they have been exposed. Your identity is not revealed.

Based on the information you just read, how likely is it that you will download COVID Alert?

Column:

[c1] 1Extremely Unlikely

[c2] 2

[c3] 3

[c4] 4

[c5] 5

[c6] 6

[c7] 7Extremely Likely

[Wave 9]

[Alert5] How likely are you to engage in the following behaviours?

Drag the slider to a point on the scale.

Row:

[r1] Directly encourage friends and family to install the app

[r2] Share messages on social media encouraging people to install the app

[r3] Share messages on social media discouraging people to install the app

[r4] Share my unique code into the app if I test positive for COVID-19

[r5] Use the app to notify others if I test positive for COVID-19 by entering a unique code received from public health

Choice:

[ch1] 1Extremely Unlikely

[ch2] 2

[ch3] 3

[ch4] 4

[ch5] 5

[ch6] 6

[ch7] 7Extremely likely

[Wave 16]

[FluShot] Do you usually get an annual flu shot?

Row:

[r1] Yes

[r2] No

[r8] Sometimes

[Wave 16]

[FluShot2] Are you planning to get a flu shot this year?

Row:

[r1] Yes

[r2] No

[r3] I already got a flu shot this year

[r8] Don't know

[Wave 11-12-13-14-15-16]

[VaxStatus1] Have you received a COVID-19 vaccine?

Row:

[r1] Yes, one dose

[r2] Yes, two doses

[r3] Yes, three doses

[r4] No

[Wave 11-12-13-14-15]

[VaxStatus2] Which COVID-19 vaccine(s) have you received?

Row:

[r1] Pfizer-BioNTech vaccine - one dose

[r2] Pfizer-BioNTech vaccine - both doses

[r3] Moderna vaccine - one dose

[r4] Moderna vaccine - both doses

[r5] AstraZeneca vaccine (COVISHIELD) - one dose

[r6] AstraZeneca vaccine (COVISHIELD) - both doses

[r9] I received two doses, but not the same brand

[r7] Don't know - one dose

[r8] Don't know - two doses

[r98] Don't know

[r97] Does not apply - I have not received a vaccine

[Wave 14]

[VaxStatus2b] You claim you received two different vaccines. Which ones did you receive?

Row:

[r1] Pfizer first dose, Moderna second dose

[r2] Moderna first dose, Pfizer second dose

[r3] AstraZeneca first dose, Pfizer second dose

[r4] AstraZeneca first dose, Moderna second dose

[r5] Another combination

[r98] Don't know

[Wave 14-16]

[E1DV_2] What was your top reason for getting a COVID-19 vaccine? Please select 1 option from the list below.

Row:

[r1] To follow the recommendations of public health experts, scientists, and/or the government

[r2] To follow the recommendations of my friends, family, and/or other trusted peers

[r3] To be allowed to take part in something that requires (or may require) proof of vaccination (e.g. going to work, travelling, dining indoors at a restaurant)

[r4] To avoid judgement from others

[r5] Most of my friends/family got vaccinated

[r6] To protect myself from catching COVID-19

[r7] To protect my household, my loved ones, and/or my community from catching COVID-19

[r8] To help reopen the economy and/or get back to 'normal' life

[r9] To help reduce the load on the healthcare system and/or to save lives

[r10] To be more comfortable seeing friends and loved ones

[r98] Don't know

[Wave 16]

[VaxMotivation1] Did the introduction of vaccine requirements to engage in certain activities (e.g. indoor dining, going to the gym, flying on a plane, going to work, etc.) motivate you to get a COVID-19 vaccine?

Row:

[r1] Yes

[r2] No, I was already vaccinated or planned to be vaccinated when the requirements were introduced

[r8] Don't know

[Wave 12]

[Vaccinated1] What made you eligible to receive a vaccine?

Row:

[r1] My age

[r2] I have a health condition(s) that puts me at high risk of severe illness or mortality from COVID-19

[r3] I share a household with (or provide care to) someone with a health condition(s) that puts them at high risk of severe illness or mortality from COVID-19

[r4] I am a healthcare worker

[r5] I am a frontline essential worker (outside of healthcare)

[r6] I am an Indigenous (First Nations, Métis, Inuit) person

[r7] I live in an area with high COVID-19 rates

[r96] Other (please specify)

[r98] Don't know

[Wave 12-13-14-15-16]

[Vaccinated2] Please indicate the extent to which you agree with the following statements:

Drag the slider to a point on the scale.

Row:

[r1] I've felt a sense of relief since getting the vaccine

[r2] I feel guilty for getting vaccinated before other people who may need it more than me

[r3] I feel more comfortable going out in public (e.g. to stores, eating in restaurants) since getting the vaccine

[r4] I feel concerned that I might develop long-term side effects from the vaccine

[r5] I regret getting the vaccine

[r6] I would recommend that others get the vaccine when it is available to them

[r7] I experienced unpleasant side effects after receiving the vaccine

[r8] Getting vaccinated was a simple and easy experience

[r9] I have a clear understanding of what I should or should not do now that I have received a vaccine

[r10] I encountered obstacles or had concerns during the process to get vaccinated

[r11] I feel more comfortable gathering with family and friends like we did before COVID-19

[r12] I do not have to adhere to public health measures now that I have been vaccinated

[r13] I feel like I got an inferior vaccine

[r14] I believe that the best vaccine is the first one that was available to me

Choice:

[ch1] 1Strongly disagree

[ch2] 2

[ch3] 3

[ch4] 4

[ch5] 5

[ch6] 6

[ch7] 7Strongly agree

[ch98] Don't know

[Wave 14-15-16]

[Vaccinated8] Do you currently have a second vaccine dose appointment booked?

Row:

[r1] Yes, my appointment is booked

[r2] No, but I plan to book a second dose appointment

[r3] No, I don't plan to book a second dose appointment

[r98] Don't know

[Wave 14-16]

[Vaccinated9n] What has prevented you from getting a second dose so far?

Please select all that apply

Row:

[r1] I don't believe it will be safe

[r2] I don't want to have side effects or feel sick

[r3] It is unethical to get a second dose when there are not enough vaccines globally

[r4] Religious reasons

[r5] I don't feel that I need it

[r6] I don't trust the government

[r7] Not enough testing or research has been done

[r8] I do not have time to be vaccinated

[r9] I was advised against getting a second dose by a health professional

[r10] I was advised against getting a second dose by friends and/or family

[r11] I received the Janssen/Johnson & Johnson vaccine

[r96] Other (please specify)

[r98] Don't know

[Wave 14-15-16]

[Vaccinated6] How likely are you to get the second dose of the COVID-19 vaccine?

Drag the slider to a point on the scale.

Choice:

[ch1] 1Extremely unlikely

[ch2] 2

[ch3] 3

[ch4] 4

[ch5] 5

[ch6] 6

[ch7] 7Extremely likely

[Wave 12]

[Vaccinated3] In previous rounds of this survey, I said I intended to get a COVID-19 vaccine once it became available to me.

Row:

[r1] Yes

[r2] No

[r98] Don't Remember

[Wave 13]

[Vaccinated4] At your vaccination appointment, were you given guidance on safe behaviours post-vaccination (e.g. continuing to wear a mask in indoor public settings)?

Row:

[r1] Yes, verbal guidance only (e.g. in-person)

[r2] Yes, written guidance only (e.g. pamphlet, link to a website)

[r3] Yes, both verbal and written guidance were provided

[r4] No

[r98] Don't know

[Wave 13]

[Vaccinated5] Are you planning to get the second dose of the COVID-19 vaccine?

Row:

[r1] Yes

[r2] No

[r98] Don't know

[Wave 14-15]

[Vaccinated7] What is your top/main reason for feeling unsure about receiving the second vaccine dose?

Row:

[r1] I don't want to have side effects or feel sick

[r2] I don't feel that I need it

[r3] I anticipate it will be difficult or complicated to access

[r4] Changing or conflicting guidelines for vaccine eligibility

[r96] Other (please specify)

[r98] Don't know

[Wave 14-16]

[Vaccinated9] There has been a lot of changing guidance about the AstraZeneca vaccine. As a recipient of at least one dose of AstraZeneca please indicate the extent to which you agree with the following statements:

Drag the slider to a point on the scale.

Row:

[r1] I feel like I should have waited for a different vaccine

[r2] I am worried about getting a second dose of AstraZeneca

[r3] I am worried about mixing different COVID-19 vaccines

[r4] I am unsure about which vaccine I should get for the second dose

Choice:

[ch1] 1 Strongly disagree

[ch2] 2

[ch3] 3

[ch4] 4

[ch5] 5

[ch6] 6

[ch7] 7Strongly agree

[Wave 16]

[Booster1] If a third dose of a COVID-19 vaccine was available and recommended for you, how likely are you to get it?

Drag the slider to a point on the scale.

Choice:

[ch1] 1Extremely unlikely

[ch2] 2

[ch3] 3

[ch4] 4

[ch5] 5

[ch6] 6

[ch7] 7Extremely likely

[Wave 16]

[Booster2] If a booster dose of a COVID-19 vaccine was available and recommended for you, how likely are you to get it?

Drag the slider to a point on the scale.

Choice:

[ch1] 1Extremely unlikely

[ch2] 2

[ch3] 3

[ch4] 4

[ch5] 5

[ch6] 6

[ch7] 7Extremely likely

[Wave 16]

[Booster3] Would you be comfortable receiving a booster dose that was a different brand than the doses you had previously received?

Drag the slider to a point on the scale.

Choice:

[ch1] 1Not at all comfortable

[ch2] 2

[ch3] 3

[ch4] 4

[ch5] 5

[ch6] 6

[ch7] 7Very comfortable

[Wave 16]

[Booster4] What are your main reasons for feeling unsure about receiving a third dose/booster of a COVID-19 vaccine?

Please select all that apply

Row:

[r1] Do not believe it will be safe

[r2] Do not believe it will be effective

[r3] I don't want to have side effects or feel sick

[r4] It is unethical to get a booster/third dose when there are not enough vaccines globally

[r5] Religious reasons

[r6] I don't feel that I need it

[r7] I want to wait a bit

[r8] Don't trust the government

[r9] Not enough testing or research has been done

[r10] It is difficult or complicated to access

[r11] I do not have time to be vaccinated

[r96] Other (please specify)

[r98] Don't know

[Wave 16]

[FluShot3] If a COVID-19 vaccine booster dose became available to you this fall/winter, would it affect your decision to get the flu shot this year?

Drag the slider to a point on the scale.

Choice:

[ch1] 1 It would make me less likely

[ch2] 2

[ch3] 3

[ch4] 4

[ch5] 5

[ch6] 6

[ch7] 7 It would make me more likely

[ch8] Don't know

[Wave 14-15-16]

[VaxAppointment1] Have you already booked a COVID-19 vaccine appointment?

Row:

[r1] Yes

[r2] No

[Wave 11-12-13]

[VaxStatus3] Is a COVID-19 vaccine currently available for you to receive?

Row:

[r1] Yes, I am currently eligible to receive a vaccine (i.e., I am part of a priority group in my region)

[r2] No, I am not currently eligible to receive a vaccine

[r98] Don't know

[Wave 11-12-13-14-15-16]

[E1V] Please give your opinion on the following statement.

Drag the slider to a point on the scale.

Row:

[r1] When an effective COVID-19 vaccine becomes available and is recommended for me, I intend to get it

[r2] Now that a safe COVID-19 vaccine is available, I intend to get it

Choice:

[ch1] 1Strongly disagree

[ch2] 2

[ch3] 3

[ch4] 4

[ch5] 5

[ch6] 6

[ch7] 7Strongly agree

[ch98] Don't know

[Wave 11]

[E1CV] The first two COVID-19 vaccines authorized by Health Canada for use are highly effective at preventing COVID-19 (up to 95%). Additional COVID-19 vaccines that may be authorized for use in Canada in the coming weeks to months could be less effective in preventing COVID-19 (possibly by 10-20%), but would also increase the number and variety of vaccines available.

What is most important for you with respect to selecting a COVID-19 vaccine to receive, if any? Please read all of the options carefully before making one selection.

Row:

[r1] Receiving the most effective vaccine

[r2] Receiving the vaccine with the fewest reported side effects

[r3] Receiving any vaccine as soon as possible

[r4] Receiving a vaccine that uses mRNA mRNA vaccines are a new type of vaccine. Many types of vaccines use a weakened or inactivated virus or part of a virus to trigger an immune response inside our body. However, instead of using the live virus that causes COVID-19, mRNA vaccines teach our cells how to make a protein that will trigger an immune response. Once triggered, our body then makes antibodies. These antibodies help us fight the infection if the real virus does enter our body in the future. technology

[r5] Receiving a vaccine that does not use mRNA mRNA vaccines are a new type of vaccine. Many types of vaccines use a weakened or inactivated virus or part of a virus to trigger an immune response inside our body. However, instead of using the live virus that causes COVID-19, mRNA vaccines teach our cells how to make a protein that will trigger an immune response. Once triggered, our body then makes antibodies. These antibodies help us fight the infection if the real virus does enter our body in the future. technology

[r6] Receiving a vaccine that requires two doses

[r7] Receiving a vaccine that requires one dose

[r96] Other (please specify)

[r97] None of the above - I do not have a strong preference on what COVID-19 vaccine I get

[r98] Don't know

[Wave 12-13]

[E1DV] What is your top/main reason for planning to get a COVID-19 vaccine when it becomes available and is recommended? Please select only one reason after reading all options.

[r1] To follow the recommendations of public health experts, scientists, and/or the government

[r2] To follow the recommendations of my friends, family, and/or other trusted peers

[r3] To be allowed to take part in something that requires (or may require) proof of vaccination (e.g., going to work, travelling)

[r4] To avoid judgement from others

[r5] To be recognized as a caring and responsible person by those in my community

[r6] To protect myself from catching COVID-19 - I am concerned about my health outcomes and/or am scared of the virus

[r7] To protect my household, my loved ones, and/or my community from catching COVID-19

[r8] To help reopen the economy and/or get back to 'normal' life

[r9] To help reduce the load on the healthcare system and/or to save lives

[r10] To be more comfortable seeing friends and loved ones

[r96] Other (please specify)

[r98] Don't know

[Wave 12-13-14]

[VaxPref1] Do you have a preference for which COVID-19 vaccine you want to receive among the four vaccines that have currently been approved? (Pfizer-BioNTech, Moderna, AstraZeneca, Johnson & Johnson)

Row:

[r1] Yes, I have a preference on which COVID-19 vaccine I get

[r2] No, I do not have a preference on which COVID-19 vaccine I get

[r98] Don't know

[Wave 12-13]

[VaxPref2] If the AstraZeneca or Johnson & Johnson vaccine were available and recommended for you, would you be willing to receive them? Please select the statement that you agree with most.

Row:

[r1] Yes, I would be willing to receive either of these vaccines

[r2] I would be willing to receive the AstraZeneca vaccine, but not willing to receive the Johnson & Johnson vaccine

[r3] I would be willing to receive the Johnson & Johnson vaccine, but not willing to receive the AstraZeneca vaccine

[r4] No, I would not be willing to receive either of these vaccines

[r98] Don't know

[Wave 13-14]

[VaxPref3] If the following vaccine was recommended for me and offered to me, I would be willing to receive it.

Select all that apply.

Row:

[r1] AstraZeneca (COVISHIELD)

[r2] Johnson & Johnson (Janssen)

[r3] Pfizer

[r4] Moderna

[r98] Don't know

This next question also asks about your intentions to get a COVID-19 vaccine, but introduces some different options to consider.

[Wave 9-10-11-12-13-14-15-16]

[Vax1] Now that a COVID-19 vaccine is available to you, will you get vaccinated, or not?

Row:

[r1] Yes, I will get a COVID-19 vaccine as soon as possible

[r2] Yes, I will get a COVID-19 vaccine, but want to wait a bit longer

[r3] No, I will not get a COVID-19 vaccine

[r4] Not sure

[Wave 11-12-13-14-16]

[E1BV] What is your top/main reason for feeling against or uncertain about getting a COVID-19 vaccine when it becomes available and is recommended? Please select only one reason after reading all options.

Row:

[r13] Religious reasons

[r14] To protect my personal freedoms

- [r1] Do not believe it will be safe
- [r2] Do not believe it will be effective
- [r3] Will have side effects or make me sick
- [r4] Not enough testing or research has been done
- [r5] Do not trust the newness of the vaccine
- [r6] Do not believe in vaccines
- [r7] Do not trust government
- [r8] Not felt welcomed by the health system in the past
- [r9] Anticipate it will be difficult or complicated to access
- [r10] Need more information
- [r11] Not needed
- [r12] Want to get a specific vaccine brand
- [r96] Other (please specify)
- [r98] Don't know

[Wave 9-10-11-12-13-14-15]

[Vax2A] How long will you wait?

Row:

- [r1] A few weeks
- [r2] A month or two
- [r3] Several months
- [r4] A year or more
- [r5] Not sure

[Wave 9-10]

[Vax2B] Please explain why you would wait by selecting all that apply.

Row:

[r1] To ensure the safety of the vaccine (e.g., no negative side effects)

[r2] To ensure the effectiveness of the vaccine

[r3] To enable priority groups to get vaccinated first (e.g., frontline workers and vulnerable populations)

[r4] General fear/unease about being first

[r5] Need for more information

[r6] I don't feel I want or need the vaccine

[r7] To avoid crowds or long wait times

[r8] I want to select which vaccine I get among several approved options

[r96] Other (please specify)

[Wave 9-10-11-12-13-14]

[Vax3] Please indicate the extent to which you agree or disagree with the following statements:

Drag the slider to a point on the scale.

[r1] I have given a lot of thought to whether or not I will get a COVID-19 vaccine.

[r2] My mind is made up about whether or not I will get a COVID-19 vaccine.

[r3] I need more information before I can decide whether or not I will get a COVID-19 vaccine.

Choice:

[ch1] 1Strongly disagree

[ch2] 2

[ch3] 3

[ch4] 4

[ch5] 5

[ch6] 6

[ch7] 7Strongly agree

[Wave 13]

[VaxIncentives1] Once a COVID-19 vaccine is available to you, to what extent would each of the following hypothetical measures make you more or less likely to get the vaccine right away?

Drag the slider to a point on the scale.

Row:

[r1] You could get the vaccine at a convenient location

[r2] You could set-up an appointment to get a vaccine on a day and time that is most convenient to you

[r3] You were assured that the process of getting vaccinated would take less than 30 minutes

[r4] You received a financial reward from the Government upon receiving the vaccine (such as money or a tax break)

[r5] You received a financial reward from your employer upon receiving the vaccine (such as money or a gift card)

[r6] You received paid time off work to get the vaccine

[r7] You received paid sick time off work if you experience side effects from the vaccine

[r8] You learned that getting the vaccine was mandatory to engage in certain activities, such as travelling abroad or participating in large gatherings

[r9] You were assured that, when getting vaccinated, there would be very low risk of exposure to COVID-19 (i.e., location is sanitized and ventilated, the nurse/doctor wore full protective equipment, etc.)

Choice:

[ch1] 1 Much less likely

[ch2] 2

[ch3] 3

[ch4] 4

[ch5] 5

[ch6] 6

[ch7] 7 Much more likely

[ch97] Not applicable

[Wave 9-10]

[Vax4] Please explain what additional information you need to decide whether or not you will get a COVID-19 vaccine.

Row:

[r1] More information about the safety of the vaccine, such as potential side-effects

[r2] More information about the effectiveness of the vaccine, such as how well it works and how long effectiveness will last

[r3] More information about how those who received the vaccine first are faring

[r4] More details about the specifics of the vaccine, such as its origin and/or its ingredients

[r5] More assurance/endorsement from trusted authorities, such as Health Canada or doctors

[r6] More insight about supply, demand, and availability, and/or assurance that vulnerable populations will get vaccinated first

[r7] Multiple approved vaccines, so I can select the best among several options

[r96] Please specify:

[Wave 10]

[Vax5] Once a COVID-19 is available to you, to what extent would each of the following scenarios make you more or less likely to get the vaccine right away?

Drag the slider to a point on the scale.

Row:

[r1] You could get the vaccine at a pop-up clinic in a convenient location (e.g., workplace, school, in your neighbourhood)

[r2] You could set-up an appointment online to get a vaccine on a day and time that is most convenient to you

[r3] You were assured that the process of getting vaccinated would take less than 30 minutes

[r4] You were assured that the process of getting vaccinated would be a simple and easy experience

[r5] You were assured that most people did not experience much pain when receiving the vaccine

[r6] You received a financial reward upon receiving the vaccine

[r7] You received a special tax break/credit upon receiving the vaccine

[r8] You were automatically entered into a lottery with a chance to win a large prize upon receiving the vaccine

[r9] You learned that getting the vaccine was mandatory to engage in certain activities, such as travelling abroad or returning to work.

[r10] You were assured that, when getting vaccinated, there would be nearly zero risk of exposure to COVID-19 (i.e., location is sanitized and ventilated, the nurse/doctor in full protective equipment, etc.)

[r11] Your healthcare provider (e.g. your family doctor or nurse practitioner) received the vaccine, and recommended getting vaccinated

[r12] A celebrity figure that you trust (e.g., actor, singer or athlete) received the vaccine, and recommended getting vaccinated

[r13] A friend or family member received the vaccine, and recommended getting vaccinated

[r14] A community figure that you trust (e.g., religious leader, business person or local political leader) received the vaccine, and recommended getting vaccinated

[r15] A prominent Public Health leader in the federal government received the vaccine, and recommended getting vaccinated

[r16] A prominent Public Health leader in your provincial/territorial government in [pipe: QS7a] received the vaccine, and recommended getting vaccinated

Choice:

[ch1] 1Much less likely

[ch2] 2

[ch3] 3

[ch4] 4

[ch5] 5

[ch6] 6

[ch7] 7Much more likely

[ch97] Not applicable to my situation

[Wave 11-12-13]

[Vax6] Do you know anyone from within your social circle (not including yourself) who has received a COVID-19 vaccine, either one dose or both?

Select all that apply

Row:

[r1] Yes, a family member

[r2] Yes, a friend/ work colleague

[r3] Yes, an acquaintance

[r4] Yes, a health care provider that I know personally

[r5] No, I don't personally know anyone who has received a COVID-19 vaccine

[r98] Don't know

[Wave 11-12]

[Vax6B] Approximately how many people within your social circle (not including yourself) have received a COVID-19 vaccine?

Row:

[r1] 1-4

[r2] 5-9

[r3] 10-19

[r4] 20+

[r98] Don't know

[Wave 13]

[VaxKnowledge4] For a two-dose vaccine, at what point do you believe you are sufficiently protected from serious illness due to COVID-19?

Please choose one option.

Row:

[r1] 1 to 2 days after receiving the first dose

[r2] About a week after receiving the first dose

[r3] Two or more weeks after receiving the first dose

[r4] 1 to 2 days after receiving the second dose

[r5] About a week after receiving the second dose

[r6] Two or more weeks after receiving the second dose

[r98] Unsure

[Wave 10]

[PrimaryVaxFactor] Please select all of the statements that apply to you:

Row:

[r1] I am over 70 years of age

[r2] I have health condition(s) that puts me at high risk of severe illness or mortality from COVID-19

[r3] I share a household with someone with health condition(s) that puts them at high risk of severe illness or mortality from COVID-19

[r4] I am a frontline healthcare provider, providing care that is essential in managing the COVID-19 pandemic or exposes me to those at high risk of severe illness or mortality from COVID-19 (including seniors in long-term care facilities)

[r5] I am a frontline worker outside of healthcare, contributing to the maintenance of other essential services for the functioning of society (and unable to do my job virtually; e.g., police, firefighters, grocery store staff, food production)

[r6] I live or work somewhere where infection could have disproportionate (i.e., particularly negative) consequences, such as an Indigenous community.

[r7] None of these statements apply to me.

[Wave 12-14]

[VaxKnowledge2] Approximately what percentage of Canadians do you think will get fully vaccinated (i.e., get both doses) against COVID-19?

Drag the slider to a point on the scale.

[Wave 14]

[VaxIncentives2] To what extent would each of the following hypothetical measures make you more or less likely to get the first or second dose of a vaccine?

Drag the slider to a point on the scale.

Row:

[r1] You could get the vaccine at a convenient location

[r2] You could set-up an appointment to get a vaccine on a convenient day/time

[r3] You received a financial reward from the Government upon receiving the vaccine (such as money or a tax break)

[r4] You received a financial reward from your employer upon receiving the vaccine (such as money or a gift card)

[r5] You received paid time off work to get the vaccine

[r6] You received paid sick time off work if you experience side effects from the vaccine

[r7] Proof of vaccination was required to engage in certain activities, such as travelling abroad or participating in large gatherings

[r8] You were assured that, when getting vaccinated, there would be very low risk of exposure to COVID-19 (i.e., location is sanitized and ventilated, the nurse/doctor wore full protective equipment, etc.)

[r9] You were entered into a lottery to win a prize

Choice:

[ch1] 1 Much less likely

[ch2] 2

[ch3] 3

[ch4] 4

[ch5] 5

[ch6] 6

[ch7] 7 Much more likely

[ch97] Not applicable

[Wave 14]

[VaxIncentives3] To what extent would each of the following hypothetical measures make Canadians more likely to get the first or second dose of a vaccine

Drag the slider to a point on the scale.

Row:

[r1] They could get the vaccine at a convenient location

[r2] They could set-up an appointment to get a vaccine on a convenient day/time

[r3] They received a financial reward from the Government upon receiving the vaccine (such as money or a tax break)

[r4] They received a financial reward from their employer upon receiving the vaccine (such as money or a gift card)

[r5] They received paid time off work to get the vaccine

[r6] They received paid sick time off work if they experience side effects from the vaccine

[r7] Proof of vaccination was required to engage in certain activities, such as travelling abroad or participating in large gatherings

[r8] They were assured that, when getting vaccinated, there would be very low risk of exposure to COVID-19(i.e., location is sanitized and ventilated, the nurse/doctor wore full protective equipment, etc.)

[r9] They were entered into a lottery to win a prize

Choice:

[ch1] 1 Much less likely

[ch2] 2

[ch3] 3

[ch4] 4

[ch5] 5

[ch6] 6

[ch7] 7 Much more likely

[Wave 15-16]

[VaxIncentives4] To what extent would each of the following hypothetical measures make Canadians more likely to get a COVID-19 vaccine?

Drag the slider to a point on the scale.

Row:

[r1] They could get the vaccine at a convenient location

[r2] They received an instant cash reward

[r3] They received paid time off work to get the vaccine

[r4] Proof of vaccination was required to engage in activities like travelling abroad or participating in large gatherings like concerts or sporting events

[r5] They were entered into a lottery to win a prize

[r6] They could get the vaccine in a private location (e.g. family doctor's office, in their home)

[r7] They could set-up an appointment to get a vaccine on a convenient day/time

[r8] They received paid sick time off work if they experience side effects from the vaccine

[r9] Proof of vaccination was required to engage in activities like going to work or attending school

[r10] A vaccine that did not require a needle (e.g. inhaled, nasal spray) was approved and became available

Choice:

[ch1] 1 Much less likely

[ch2] 2

[ch3] 3

[ch4] 4

[ch5] 5

[ch6] 6

[ch7] 7 Much more likely

[ch97] Not applicable

[Wave 15-16]

[VaxIncentives5] To what extent would each of the following hypothetical measures make Canadians more likely to get the first or second dose of a vaccine?

Drag the slider to a point on the scale.

Row:

[r1] They could set-up an appointment to get a vaccine on a convenient day/time

[r2] They received an instant cash reward of \$200

[r3] They received paid sick time off work if they experience side effects from the vaccine

[r4] Proof of vaccination was required to engage in activities like going to work or attending school

[r5] They were entered into a lottery to win a prize of \$50,000

[r6] A vaccine that did not require a needle (e.g. inhaled, nasal spray) was approved and became available

Choice:

[ch1] 1 Much less likely

[ch2] 2

[ch3] 3

[ch4] 4

[ch5] 5

[ch6] 6

[ch7] 7 Much more likely

[Wave 14]

[SocialCircle] Has at least one close friend or family member recommended that you get a COVID-19 vaccine?

Row:

[r1] Yes

[r2] No

[r98] Don't know

[Wave 12-13-14]

[VaxKnowledge1] After a person is fully vaccinated against COVID-19 (i.e., 14 days after someone has received the second dose of a two-dose vaccine or one dose of a single-dose vaccine), how important do you think it is for them to continue to adhere to each of the following public health measures?

Row:

[r1] Practicing good hand hygiene (e.g., frequently washing your hands with soap and water, or if not available using hand sanitizer)

[r2] Staying at home and away from others if you are feeling sick

[r3] Wearing a face mask when out in public

[r4] Practicing physical distancing during interactions with people from outside of your immediate household

[r5] Staying at home as much as possible

[r6] Wearing a face mask while out in public

[r7] Continuing to self-monitor for symptoms of COVID-19 and getting tested if you have any symptoms

[r8] Isolating away from others if you have any symptoms of COVID-19, even if mild

[r9] Quarantining away from others if you have been exposed to COVID-19 or if you have any symptoms of COVID-19, even if mild

[r10] Limiting personal non-essential travel locally (i.e., trips out of your home within your community)

[r11] Limiting personal non-essential travel domestically (i.e., within or to other provinces or territories within Canada)

[r12] Limiting personal non-essential travel internationally (i.e., to other countries outside of Canada)

[r13] Limiting close interaction indoors without the use of masks with people from outside of my household

Choice:

[ch1] 1 Not at all important

[ch2] 2

[ch3] 3

[ch4] 4

[ch5] 5

[ch6] 6

[ch7] 7Extremely important

[Wave 13-14]

[VaxKnowledge5] After a person is partially vaccinated against COVID-19 (i.e., 14 days after receiving the 1st dose of a two-dose vaccine), how important do you think it is for them to continue to adhere to each of the following public health measures?

Row:

[r1] Practicing good hand hygiene (e.g., frequently washing your hands with soap and water, or if not available using hand sanitizer)

[r2] Staying at home and away from others if you are feeling sick

[r3] Wearing a face mask when out in public

[r4] Practicing physical distancing during interactions with people from outside of your immediate household

[r5] Staying at home as much as possible

[r6] Wearing a face mask while out in public

[r7] Continuing to self-monitor for symptoms of COVID-19 and getting tested if you have any symptoms

[r8] Isolating away from others if you have any symptoms of COVID-19, even if mild

[r9] Quarantining away from others if you have been exposed to COVID-19 or if you have any symptoms of COVID-19, even if mild

[r10] Limiting personal non-essential travel locally (i.e., trips out of your home within your community)

[r11] Limiting personal non-essential travel domestically (i.e., within or to other provinces or territories within Canada)

[r12] Limiting personal non-essential travel internationally (i.e., to other countries outside of Canada)

[r13] Limiting close interaction indoors without the use of masks with people from outside of my household

Choice:

[ch1] 1Not at all important

[ch2] 2

[ch3] 3

[ch4] 4

[ch5] 5

[ch6] 6

[ch7] 7Extremely important

[Wave 13]

[VaxKnowledge3A] In your opinion, with the AstraZeneca COVID-19 vaccine, the benefits outweigh the risks for people who are:

Drag the slider to a point on the scale.

Row:

[r1] aged 75+

[r2] aged 55-74

[r3] aged 35-54

[r4] aged 19-34

[r5] aged 18 or under

Choice:

[ch1] 1Strongly disagree

[ch2] 2

[ch3] 3

[ch4] 4

[ch5] 5

[ch6] 6

[ch7] 7Strongly agree

[ch98] Don't know

[Wave 13]

[VaxKnowlege3B] In your opinion, with the Pfizer COVID-19 vaccine, the benefits outweigh the risks for people who are:

Drag the slider to a point on the scale.

Row:

[r1] aged 75+

[r2] aged 55-74

[r3] aged 35-54

[r4] aged 19-34

[r5] aged 18 or under

Choice:

[ch1] 1Strongly disagree

[ch2] 2

[ch3] 3

[ch4] 4

[ch5] 5

[ch6] 6

[ch7] 7Strongly agree

[ch98] Don't know

[Wave 13]

[VaxChildren] If a COVID-19 vaccine were recommended and available for my child(ren), I would get them vaccinated.

Drag the slider to a point on the scale.

Choice:

[ch1] 1Strongly disagree

[ch2] 2

[ch3] 3

[ch4] 4

[ch5] 5

[ch6] 6

[ch7] 7Strongly agree

[ch98] Don't know

[Wave 14-15]

[VaxChildren2] Health Canada has approved the Pfizer vaccine for children aged 12 and older. If a COVID-19 vaccine were recommended and available for your child(ren), would you get them vaccinated?

Row:

[r1] At least one of my children has already received a vaccine or has an appointment booked

[r2] Yes, I would get my child(ren) a COVID-19 vaccine as soon as possible

[r3] Yes, I would eventually get my child a COVID-19 vaccine, but would want to wait a bit

[r4] No, I would not get my child(ren) a COVID-19 vaccine

[r98] Don't know

[r5] I do not make these decisions

[Wave 16]

[Booster5] To what extent do you agree or disagree with the following statement:

A third dose/booster of the COVID-19 vaccine should be offered to anyone who wants it.

Drag the slider to a point on the scale.

Choice:

[ch1] 1Strongly disagree

[ch2] 2

[ch3] 3

[ch4] 4

[ch5] 5

[ch6] 6

[ch7] 7 Strongly agree

[Wave 16]

[VaxChildren6] Has your child(ren) aged 12 to 17 received a COVID-19 vaccine (either one dose or both)?

Row:

[r1] Yes, one dose

[r2] Yes, two doses

[r3] No

[Wave 15-16]

[VaxChildren4] You have indicated that your child(ren) aged 12 to 17 already received one dose of a COVID-19 vaccine. Will they get the second dose of the COVID-19 vaccine?

Row:

[r1] At least one of my children has already received a second dose

[r2] Yes, they will get a second dose

[r3] No, they will not get a second dose

[r98] Unsure

[Wave 16]

[VaxChildren7] Now that a COVID-19 vaccine is recommended and available for my child(ren) aged 12 to 17, I will get them vaccinated.

Row:

[r1] Yes, I will get my child(ren) a COVID-19 vaccine as soon as possible

[r2] Yes, I will eventually get my child(ren) a COVID-19 vaccine, but would want to wait a bit

[r3] No, I will not get my child(ren) a COVID-19 vaccine

[r98] Don't know

[r4] I do not make these decisions

[Wave 16]

[VaxChildren8] If a COVID-19 vaccine is recommended and available for my child/children aged 5 to 11, I would get them vaccinated.

Row:

[r1] Yes, I would get my child(ren) a COVID-19 vaccine as soon as possible

[r2] Yes, I would eventually get my child(ren) a COVID-19 vaccine, but would want to wait a bit

[r3] No, I would not get my child(ren) a COVID-19 vaccine

[r98] Don't know

[r4] I do not make these decisions

[Wave 16]

[VaxChildren9] If a COVID-19 vaccine is recommended and available for my child/children aged 4 and under, I would get them vaccinated.

Row:

[r1] Yes, I would get my child(ren) a COVID-19 vaccine as soon as possible

[r2] Yes, I would eventually get my child(ren) a COVID-19 vaccine, but would want to wait a bit

[r3] No, I would not get my child(ren) a COVID-19 vaccine

[r98] Don't know

[r4] I do not make these decisions

[Wave 16]

[FluChild1] Are you planning to get a flu shot for your child(ren) this year?

Row:

[r1] Yes

[r2] No

[r8] Don't know

[Wave 16]

[FluChild2] If a COVID-19 vaccine became available to child(ren) in the fall/winter, how likely would you be to get your child(ren) the flu shot this year?

Drag the slider to a point on the scale.

Choice:

[ch1] 1Very unlikely

[ch2] 2

[ch3] 3

[ch4] 4

[ch5] 5

[ch6] 6

[ch7] 7Very likely

[ch8] Don't know

[Wave 14-15-16]

[VaxChildren3] What is your top/main reason for feeling against or uncertain about getting a COVID-19 vaccine for your child(ren) when it becomes available and recommended?

Row:

[r1] Do not believe it will be safe

[r2] Do not believe it will be effective

[r3] Will have side effects or make them sick

[r4] Not enough testing or research has been done

[r5] Do not believe in vaccines

[r6] Do not trust government

[r7] It will be difficult or complicated to access

[r8] Need more information

[r9] Not needed

[r96] Please specify:

[r98] Don't know

[Wave 13]

[VaxKnowledge6A] Once I am partially vaccinated against COVID-19 (i.e. after I have received one dose of a two-dose vaccine), I will feel safe having close interaction indoors with people from outside of my household without the use of masks.

Drag the slider to a point on the scale.

Choice:

[ch1] 1Strongly disagree

[ch2] 2

[ch3] 3

[ch4] 4

[ch5] 5

[ch6] 6

[ch7] 7Strongly agree

[Wave 13]

[VaxKnowledge6B] Once I am fully vaccinated against COVID-19 (i.e., 14 days after I have received the second dose of a two-dose vaccine or one dose of a single-dose vaccine) I will feel safe having close interaction indoors with people from outside of my household without the use of masks.

Drag the slider to a point on the scale.

Choice:

[ch1] 1Strongly disagree

[ch2] 2

[ch3] 3

[ch4] 4

[ch5] 5

[ch6] 6

[ch7] 7 Strongly agree

[Wave 15]

[Vaxknowledge7] How much does getting vaccinated protect others that you live, work, or socialize with?

Drag the slider to a point on the scale.

Choice:

[ch1] 1 No protection at all

[ch2] 2

[ch3] 3

[ch4] 4

[ch5] 5

[ch6] 6

[ch7] 7 A great deal of protection

[ch98] Don't know

[Wave 15-16]

[VaxPassport] Please give your opinion on the following statements.

Drag the slider to a point on the scale.

Row:

[r1] Proof of vaccination should be required for certain professionals (e.g. healthcare workers and teachers).

[r2] Proof of vaccination should be required to participate in certain activities (e.g. flying on a plane and going to the gym).

[r3] Once vaccines are approved and available for children, they should be required to show proof of vaccination to engage in certain activities.

Choice:

[ch1] 1Strongly disagree

[ch2] 2

[ch3] 3

[ch4] 4

[ch5] 5

[ch6] 6

[ch7] 7Strongly agree

[ch98] Don't know

[Wave 16]

[VaxPassport2] Many provinces/territories have implemented proof of vaccination to engage in certain activities (e.g., dine inside in a restaurant). How safe or unsafe do these (or would these) measures make you feel when you are out in public?

Row:

[r1] A lot more safe

[r2] Somewhat more safe

[r3] About the same as before

[r4] Somewhat less safe

[r5] A lot less safe

Now, we have a few questions about some COVID-19 information, what kinds of sources (if any) you've been turning to for information during the pandemic.

[Wave 9-10-11-12-13-14-15-16]

[A5] How would you rate your level of knowledge on COVID-19?

Drag the slider to a point on the scale.

Choice:

[ch1] 1Very poor

[ch2] 2

[ch3] 3

[ch4] 4

[ch5] 5

[ch6] 6

[ch7] 7Excellent

[Wave 9-10-13-14-15-16]

[Mis1] How would you rate your ability to accurately identify false information ('fake news') related to COVID-19?

Drag the slider to a point on the scale.

Choice:

[ch1] 1Very poor

[ch2] 2

[ch3] 3

[ch4] 4

[ch5] 5

[ch6] 6

[ch7] 7Excellent

[Wave 9-10-11-12-13-14-15-16]

[C1] How much do you trust the following sources of information in their reporting about COVID-19?

Row:

[r1] Public news channels (e.g., CBC, Radio-Canada)

[r2] Daily newspapers

[r3] Weekly newspapers

[r23] Newspapers

[r4] Conversations with family

- [r5] Conversations with friends
- [r6] Conversations with work colleagues
- [r7] Consultation with health care workers
- [r8] Private news channels (e.g., Global, CTV)
- [r9] Government of Canada websites
- [r10] Provincial websites
- [r11] Online news sources
- [r12] Local radio stations
- [r13] National radio stations
- [r14] Daily press conferences
- [r15] Government Health agencies
- [r16] Federal public health leaders
- [r21] Provincial public health leaders
- [r17] Facebook
- [r18] Instagram
- [r19] Twitter
- [r20] YouTube
- [r22] Social media (e.g. Facebook, Instagram, Twitter, YouTube)
- [r24] Non-Canadian sources
- [r25] National Advisory Committee on Immunization (NACI)
- [r26] Radio stations
- [r96] Other sources not listed (please specify)

Choice:

[ch1] 1Very little trust

[ch2] 2

[ch3] 3

[ch4] 4

[ch5] 5

[ch6] 6

[ch7] 7A great deal of trust

[ch8] Don't know

[Wave 9]

[C1a] Who is your most-trusted source for information on COVID-19? This may or may not be a person or organization not included in the sources just listed.

[Wave 9-10-11-12-13-14-15-16]

[C2] How often do you use the following sources of information to stay informed about COVID-19?

Row:

[r1] Public news channels (e.g., CBC, Radio-Canada)

[r2] Daily newspapers

[r3] Weekly newspapers

[r23] Newspapers

[r4] Conversations with family

[r5] Conversations with friends

[r6] Conversations with work colleagues

[r7] Consultation with health care workers

[r8] Private news channels (e.g., Global, CTV)

[r9] Government of Canada websites

[r10] Provincial websites

[r11] Online news sources

[r12] Local radio stations

[r13] National radio stations

[r14] Daily press conferences

[r15] Government Health agencies

[r16] Federal public health leaders

[r21] Provincial public health leaders

[r17] Facebook

[r18] Instagram

[r19] Twitter

[r20] YouTube

[r22] Social media (e.g. Facebook, Instagram, Twitter, YouTube)

[r24] Non-Canadian sources

[r25] National Advisory Committee on Immunization (NACI)

[r27] Radio stations

[r96] Other sources not listed (please specify)

Choice:

[ch1] 1Never

[ch2] 2

[ch3] 3

[ch4] 4

[ch5] 5

[ch6] 6

[ch7] 7Always

[ch8] Don't know

[Wave 16]

[Mis9] To the best of your knowledge, how accurate are the claims in each of the following news headlines?

Column:

[c1] Very inaccurate

[c2] Somewhat inaccurate

[c3] Somewhat accurate

[c4] Very accurate

Row:

[r1] Alcohol-based hand sanitizers can create antibiotic resistance and should be used sparingly.

[r2] Individuals that have been infected with COVID-19 will have it for life.

[r3] The COVID-19 virus can be spread through mosquito bites.

[r4] Rinsing your nose with saline regularly can prevent a COVID-19 infection.

[r5] Herd immunity through natural infection will end the pandemic, so vaccinations are not necessary.

[r6] Many world leaders received fake COVID-19 vaccines to trick the public into thinking vaccines are safe.

[r7] The Canadian news media is censoring information about COVID-19 vaccination risks.

[r8] Ivermectin has not been approved for use in preventing and treating COVID-19 in Canada.

[r9] The Delta variant spreads more easily than early forms of the virus.

[r10] Clinical trials confirm that hydroxychloroquine does not prevent illness or death from COVID-19.

[r11] Evidence suggests young children can be infected with COVID-19.

[r12] COVID-19 symptoms can appear more than 10 days after infection.

[r13] People who have been infected with COVID-19 may get infected again in the future.

[r14] Vaccinated people who get COVID-19 are less likely to end up in hospital than are unvaccinated people who get COVID-19.

[Wave 16]

[Mis10] If you were to see the following news stories online (for example, through Facebook or Twitter), how likely would you be to share them?

Column:

[c1] Extremely unlikely

[c2] Moderately unlikely

[c3] Slightly unlikely

[c4] Slightly likely

[c5] Moderately likely

[c6] Extremely likely

Row:

[r1] Alcohol-based hand sanitizers can create antibiotic resistance and should be used sparingly.

[r2] Individuals that have been infected with COVID-19 will have it for life.

[r3] The COVID-19 virus can be spread through mosquito bites.

[r4] Rinsing your nose with saline regularly can prevent a COVID-19 infection.

[r5] Herd immunity through natural infection will end the pandemic, so vaccinations are not necessary.

[r6] Many world leaders received fake COVID-19 vaccines to trick the public into thinking vaccines are safe.

[r7] The Canadian news media is censoring information about COVID-19 vaccination risks.

[r8] Ivermectin has not been approved for use in preventing and treating COVID-19 in Canada.

[r9] The Delta variant spreads more easily than early forms of the virus.

[r10] Clinical trials confirm that hydroxychloroquine does not prevent illness or death from COVID-19.

[r11] Evidence suggests young children can be infected with COVID-19.

[r12] COVID-19 symptoms can appear more than 10 days after infection.

[r13] People who have been infected with COVID-19 may get infected again in the future.

[r14] Vaccinated people who get COVID-19 are less likely to end up in hospital than are unvaccinated people who get COVID-19.

[Wave 9-10-11-12-13-14]

[Mis2] Thinking about COVID-19... As far as you know, are each of the following statements true or false?

Column:

[c4] Definitely true

[c3] Probably true

[c2] Probably false

[c1] Definitely false

[c98] Don't know

Row:

[r1] People can help to prevent the spread of COVID-19 by washing their hands regularly

[r2] Foreign officials punished the doctors who first reported the outbreak of COVID-19

[r3] COVID-19 is a myth created by some powerful forces, and the virus does not really exist

[r4] The fatality rate of COVID-19 has been deliberately and greatly exaggerated

[r5] COVID-19 was deliberately created and spread by some powerful forces in the business world

[r6] COVID-19 was deliberately created and spread by foreign officials

[r7] The world's largest pharmaceutical companies are deliberately delaying or hiding the development of a vaccine that could end the COVID-19 pandemic, in order to drive up the price of the vaccine

[r8] COVID-19 can be cured by drinking water to flush the virus down the throat and into the stomach, where it will be killed by stomach acid

[r9] The symptoms of COVID-19 are caused or enhanced by the direct, physical effects on the human body of "fifth generation" wireless communications networks, also known as "5G"

[r10] New vaccine technologies for COVID-19 build immunity by altering your DNA

[r11] New vaccine technologies for COVID-19 can cause some people to become infected with the virus

[r12] The COVID-19 vaccine causes infertility

[r13] The prolonged use of face masks can cause harmful health effects such as CO₂ intoxication and oxygen deficiency

[r14] To rush COVID-19 vaccines to the market, pharmaceutical companies took shortcuts that compromise their safety

[r15] Governments are planning to make the COVID-19 vaccine mandatory for everyone

[r16] Large numbers of senior citizens in North America and Europe who have received the COVID-19 vaccine have died because of its side effects

[r17] Getting a COVID-19 vaccine is more dangerous than contracting COVID-19 because it can make you more susceptible to other illnesses

[r18] People should not be getting a COVID-19 vaccine because it is better to have natural immunity against the virus than artificial immunity

[r19] There are vitamin and mineral supplements that can make you immune to COVID-19

[r20] The rates of reported COVID-19 cases include a high number of false positives due to the use of inaccurate tests

[r21] "COVID-19 lockdowns and restrictions" implemented by governments are actually intended to strip away people's rights and freedoms

[r22] A group of world leaders orchestrated the pandemic to take control of the global economy through a "Great Reset"

[r23] People should hold off on getting a COVID-19 vaccine until one is developed that protects against multiple strains of the virus

[r24] There is compelling evidence to suggest that masks can help prevent the spread of COVID-19

[r25] The Government of Canada released an exposure notification app that can alert you to possible exposures to COVID-19 without tracking your location

[r26] The COVID-19 variant first identified in the UK is more infectious than the current strain that is predominant in Canada

[r27] A small number of people have had allergic reactions to the COVID-19 vaccine

[r28] Eating a vegetarian diet is one of the best ways to avoid becoming infected with COVID-19

[r29] The COVID-19 vaccines contain dangerous chemicals

[r30] Climate change is natural and not the result of human activity

[r31] Individuals that have experienced negative reactions to a COVID-19 vaccine have been bribed and silenced by government officials

[r32] Many individuals that have received a COVID-19 vaccine are reporting lasting side effects that could become permanent

[r33] The COVID-19 vaccines that use new vaccine technologies (for example, mRNA) are the most unsafe because they can alter your genetic make-up

[r34] It has been proven that all the vaccines currently on the market have no effectiveness against new variants of COVID-19

[r35] The COVID-19 vaccines contain levels of mercury that causes brain damage in some recipients

[r36] Some seniors who received the COVID-19 vaccine developed Alzheimer's disease as a side effect of the vaccine within days of receiving it

[r37] COVID-19 is transmitted in multiple ways, including direct contact transmission, droplet transmission, and airborne transmission

[r38] The side effects observed during the clinical trials for the COVID-19 vaccines that have been approved in Canada were mild or moderate

[r39] Health Canada makes decisions about which vaccines are approved independently and without being influenced by politicians

[r40] The COVID-19 pandemic is a depopulation plan orchestrated by the United Nations (UN)

[r41] mRNA vaccines will cause the body to attack its own cells and tissues rather than fight the virus when an immunized person faces a live variant of COVID-19 (known as a "cytokine storm")

[r42] Vaccines are particularly dangerous for racialized Canadians

[r43] COVID-19 isn't any more dangerous than the seasonal flu

[r44] Business and political elites are encouraging regular people to get the vaccines first as guinea pigs

[r45] Contrary to media hysteria, Canadian hospitals were never at risk of being overwhelmed

[r46] Only individuals at risk of dying from COVID-19 need to get vaccinated

[r47] The pharmaceutical companies that are manufacturing COVID-19 vaccines lied about the efficacy of their vaccines

[r48] mRNA vaccines, like the Pfizer-BioNtech one, dangerously suppress your immune system, possibly causing severe illness and even death

[r49] Scientists have been studying pandemic coronaviruses and vaccines to protect against them for over a decade

[r50] The COVID-19 vaccine works by training the immune system to recognize and attack the coronavirus

[r51] The COVID-19 vaccines are basically experimental drugs

[r52] Receiving a COVID-19 vaccine can cause you to become magnetic at the site of vaccination

[r53] Health Canada authorized the use of expired AstraZeneca vaccines to save money

[r54] If women come into close contact with someone who has received a COVID-19 vaccine, their menstrual cycles can be affected

[r55] The new coronavirus variants are a ploy by the pharmaceutical companies to justify more vaccinations

[r56] COVID-19 vaccines are resulting in new variants of the virus

[r57] Getting a COVID-19 vaccine will not make you test positive for COVID-19 on a viral test

[r58] There is currently no evidence that COVID-19 vaccination causes any problems with pregnancy, including the development of the placenta

[r59] It is still possible to become infected with COVID-19 even if you have been vaccinated

[r60] None of the COVID-19 vaccines authorized for use in Canada contain the live SARS-CoV-2 virus

[Wave 11]

[Mis7] Do you ever share information related to COVID-19 with your social media network (e.g., a news article)?

Row:

[r1] Yes

[r2] No

[r97] Does not apply - I do not have an active account on a social media network

[Wave 11]

[Mis7A] Imagine you are about to share a news article related to COVID-19 with your social network. How likely is it that you perform the following behaviours before sharing?

Drag the slider to a point on the scale.

Row:

[r1] Look into the source of the article to verify its authenticity

[r2] Consider the credibility of the author of the article

[r3] Read the article fully (i.e., beyond the headline)

[r4] Check the date of publication to ensure it is relevant to current events

[r5] Examine the evidence behind claims presented

[r6] Consult fact-checkers

Choice:

[ch1] 1Extremely unlikely

[ch2] 2

[ch3] 3

[ch4] 4

[ch5] 5

[ch6] 6

[ch7] 7Extremely likely

[Wave 11]

[Mis6A] When you see friends or family spreading false information ('fake news') related to COVID-19 online, how often do you attempt to correct them?

Choice:

[ch1] 1Never

[ch2] 2

[ch3] 3

[ch4] 4

[ch5] 5

[ch6] 6

[ch7] 7Always

[ch95] Does not apply - I have never seen this happen

[Wave 11]

[Mis6B] When you hear friends or family spreading false information ('fake news') related to COVID-19 in conversation, how often do you attempt to correct them?

Choice:

[ch1] 1Never

[ch2] 2

[ch3] 3

[ch4] 4

[ch5] 5

[ch6] 6

[ch7] 7Always

[ch95] Does not apply - I have never seen this happen

[Wave 10]

[Mis4] How often do you feel you have encountered false or misleading information ('fake news') related to COVID-19 in the past four weeks, if at all?

Drag the slider to a point on the scale.

Choice:

[ch1] 1Never

[ch2] 2

[ch3] 3

[ch4] 4

[ch5] 5

[ch6] 6

[ch7] 7Often

[Wave 10]

[Mis5] From which sources can you recall encountering false or misleading information ('fake news') related to COVID-19?

Select all that apply.

Row:

[r1] Public news channels (e.g., CBC, Radio-Canada)

[r2] Newspapers

[r3] Conversations with family, family, or colleagues

[r4] Private news channels (e.g., Global, CTV)

[r5] Government resources or guidance

[r6] Political leaders

[r7] Online news sources

[r8] Local radio stations

[r9] National radio stations

[r10] Social media (e.g. Facebook, Instagram, Twitter, YouTube)

[r97] Other (please specify)

[Wave 13]

[Mis8] Over the past four weeks, have you seen anti-vaccination content on social media (i.e. posts that doubt or challenge the safety of vaccines, and/or discourage getting vaccinated)?

Row:

[r1] Yes

[r2] No

[r98] Don't know

[r97] Does not apply, I don't use social media

[Wave 9-10-11-12-13-14-15-16]

[E1] Please give your opinion on the following statements.

Drag the slider to a point on the scale.

Row:

[r1] If an effective COVID-19 vaccine becomes available and is recommended for me, I would get it.

[r2] If a safe COVID-19 vaccine becomes available and is recommended for me, I would get it.

[r3] People who come from countries where there have been cases of COVID-19 should be quarantined, whether they are sick or not.

[r4] It is appropriate to avoid certain people on the basis of their country of origin.

[r5] The government should restrict access to the Internet and social media to combat the spread of misinformation about COVID-19.

[r6] Community facilities such as schools and community centres should be closed.

[r7] Major events should be cancelled by the organizers.

[r8] I think that the measures currently being taken in response to COVID-19 have gone too far

[r9] Due to the current state of the pandemic, people should only be allowed to leave their house for professional, health or urgent reasons

[r10] I would accept a vaccine if preliminary studies showed it was safe and effective, even if it wasn't fully approved yet.

[r11] Daycares and preschools should reopen

[r12] Universities and colleges should reopen

- [r13] Non-essential services (e.g., hair salons, barber shops, etc.) should reopen
- [r14] The federal government should use cell phone data to monitor the movement of Canadians who are supposed to be self-isolating
- [r15] Travel restrictions between Canada and the U.S. should be lifted
- [r16] I would be willing to get a COVID-19 vaccine in order to return to work, travel, or attend large gatherings
- [r17] International travel (not including the U.S.) should be allowed to resume
- [r18] Customers should be wearing a mask while grocery shopping
- [r19] A person infected with COVID-19 can transmit the virus, even if they aren't showing any symptoms
- [r20] When a COVID-19 vaccine becomes available, it should be mandatory for all Canadians
- [r21] I am optimistic about my financial situation
- [r22] If I am at a high risk of getting the seasonal flu, I am also at high risk of getting COVID-19
- [r23] I plan on getting, or have already received, this year's seasonal flu vaccine
- [r24] When I wear a mask and others around me wear a mask, I am likely to run more non-essential errands (e.g., entering a liquor store or coffee shop) than I would otherwise
- [r25] When I wear a mask and others around me wear a mask, I am likely to run more essential errands (e.g., grocery shopping) than I would otherwise
- [r26] When I wear a mask and others around me wear a mask, I am likely to go out for more non-essential social activities than I would otherwise
- [r27] Public health recommendations from the federal government (i.e., the Government of Canada) are clear and easy to understand
- [r28] Public health recommendations from my provincial/territorial government are clear and easy to understand
- [r29] It is possible to have long-lasting health difficulties if infected with COVID-19
- [r30] Coping with the pandemic through the winter will be harder than it was through the spring and summer

[r31] It is unrealistic for the government to expect that people will not gather indoors during the winter

[r32] Once the COVID-19 vaccine becomes available to the general public, healthy people who choose to get vaccinated are protecting themselves and protecting others, including vulnerable Canadians.

[r33] People that have already had COVID-19 and recovered still need to get vaccinated

[r34] I plan to or already have received the seasonal flu vaccine.

[r35] I plan on getting the seasonal flu vaccine when it is available in the Fall

[r36] COVID-19 makes me feel angry

[r37] COVID-19 makes me feel afraid

[r38] Even after getting a COVID-19 vaccine, complying with public health guidelines (e.g., wearing a mask, physical distancing) will still be important

[r39] I approve of the Government of Canada's handling of the pandemic so far

[r40] I approve of my provincial/territorial government's handling of the pandemic so far

[r41] Public health recommendations from the Government of Canada are clear and easy to understand

[r42] Public health recommendations from my provincial/territorial government are clear and easy to understand

[r43] Public health recommendations at my local level (e.g., regional/city/town government bodies and local public health authorities) are clear and easy to understand

[r44] COVID-19 is transmitted in multiple ways, including direct contact transmission, droplet transmission, and airborne transmission

[r45] Public health recommendations have been consistent across levels of government (i.e., federal, provincial, local)

[r46] Fully vaccinated people should not be required to follow public health behaviours (e.g. wearing a mask, physical distancing, quarantining after travel)

[r47] I approve of how the Government of Canada has handled the pandemic so far.

[r48] I approve of how my provincial/territorial government has handled the pandemic so far.

[r49] The COVID-19 virus may become endemic like the seasonal flu

[r50] Most of the new COVID-19 cases in Canada are among unvaccinated Canadians

Choice:

[ch1] 1 Strongly disagree

[ch2] 2

[ch3] 3

[ch4] 4

[ch5] 5

[ch6] 6

[ch7] 7 Strongly agree

[ch8] Don't know

[Wave 16]

[Transmission1] Based on what you know, what is the most common way that the virus that causes COVID-19 spreads from an infected person to others?

Select one

Row:

[r1] From surfaces or an object that has the virus on it (i.e. fomites)

[r2] From smaller sized respiratory droplets that linger in the air (i.e. aerosols)

[r3] From larger sized respiratory droplets that fall to the ground within seconds or minutes (i.e. large droplets)

[r96] Other

[r98] Don't Know

[Wave 9-10-11-12-13-14-15-16]

[E23] Please indicate whether COVID-19 has impacted your financial situation in the following ways:

Drag the slider to a point on the scale.

Row:

[r1] I have struggled to pay my rent or mortgage

[r2] I have struggled to pay for basics and monthly bills

[r3] I have delayed or cancelled my retirement plans

[r4] I have struggled to save for the future

[r5] I have struggled to pay for non-essential things such as entertainment, hobbies, or other leisure activities

[r6] My adult children have returned home

[r7] I have struggled to pay for expenses related to prevention or protection (e.g., masks, gloves, sanitizer, soap)

[r8] I have struggled to adapt my living space to make it possible to work or learn from home.

[r9] My children/dependants have been attending school online from home.

Choice:

[ch1] 1Strongly disagree

[ch2] 2

[ch3] 3

[ch4] 4

[ch5] 5

[ch6] 6

[ch7] 7Strongly agree

[ch8] Doesn't apply

[Wave 9-10-11-12-13-14]

[E7] When it comes to travel restrictions introduced by the government in response to COVID-19, do you think:

Column:

[c5] Should end now

[c1] Should actually end in 30 days or sooner

[c2] Should be extended for a few additional weeks (1 to 3 weeks)

[c3] Should be extended for a few extra months (1 to 6 months more)

[c4] Should be extended for several additional months (more than 6 months)

[c6] This measure has already ended

[c98] Don't know

Row:

[r1] Closing of schools and daycare centres

[r2] Closing of non-essential services

[r3] Physical distancing (staying 2 meters away from others)

[r4] Restricting access to long-term care facilities

[r5] Closing of outdoor spaces (e.g., parks and beaches)

[r6] Cancelling large gatherings (e.g., festivals, conferences, sporting events)

[r7] International travel restrictions (not including the US)

[r8] The closure of the Canada/U.S. border

[r9] Restricting travel abroad (i.e., outside of North America)

[r10] Restricting domestic travel (i.e., inter-provincial/territorial)

[Wave 9-10-11-12-13-14]

[E34] How comfortable would you be if Canada started allowing more travel from the following countries?

Drag the slider to a point on the scale.

Row:

[r1] England/United Kingdom

[r2] Germany

[r3] Australia

[r4] Japan

[r5] France

[r6] China

[r7] South Korea

[r8] India

[r9] Mexico

[r10] Brazil

[r11] United States

Choice:

[ch1] 1Not at all comfortable

[ch2] 2

[ch3] 3

[ch4] 4

[ch5] 5

[ch6] 6

[ch7] 7Very comfortable

[Wave 10-11]

[E34b] In general, how comfortable would you be if Canada started allowing more travellers into Canada where the trip was primarily for:

Drag the slider to a point on the scale.

Row:

[r1] Study purposes

[r2] Business purposes

[r3] Personal purposes (e.g., visiting friends and family, tourism, etc.)

Choice:

[ch1] 1Not at all comfortable

[ch2] 2

[ch3] 3

[ch4] 4

[ch5] 5

[ch6] 6

[ch7] 7Very comfortable

[Wave 9-10]

[E1B] What is your top/main reason for not wanting to get a safe and/or effective COVID-19 vaccine when it becomes available and recommended?

Row:

[r1] Do not believe it will be safe and/or effective (e.g., will have side effects or make me sick)

[r7] Do not believe it will be safe

[r8] Do not believe it will be effective

[r9] Will have side effects or make me sick

[r2] Not enough testing or research has been done

[r3] Do not trust the newness of the vaccine

[r4] Do not believe in vaccines

[r5] Do not trust the government

[r6] Not needed (e.g., virus will naturally disappear)

[r96] Other

[r98] Don't know

[Wave 10]

[RiskPerception] How likely do you think it is that you catch/spread COVID-19 in this situation?

Column:

[c1] Almost certain

[c2] Likely

[c3] Somewhat likely

[c4] Somewhat unlikely

[c5] Unlikely

[c6] Almost no chance

Row:

[r1] Attending my typical gathering(s) for December holiday(s) (i.e., imagine if you celebrated this year like you usually do, in-person)

[r2] Attending my typical gathering(s) for New Years Eve (i.e., imagine if you celebrated this year like you usually do, in-person)

[r3] Travelling by airplane

[r4] Travelling by public transportation (i.e., bus, metro, train)

[r5] Sitting inside a bar or restaurant

[r6] Shopping at a small, local shop

[r7] Shopping at a department store

[r8] Visiting a friend or family member's house for an indoor, one-on-one visit

[r9] Attending an indoor social gathering with 10 people from outside your household

[r10] Attending an outdoor social gathering with 10 people from outside your household

[r11] Going to a non-essential, non-medical appointment (e.g., spa/salon service)

[r12] Going to an in-person medical appointment for non-urgent reasons (e.g., dentist, optometrist, physical check-up)

[r13] Getting a flu shot

[r14] Getting a COVID-19 vaccine (when ready/available)

[r15] Getting tested for COVID-19

[r16] Going to a nightclub

[Wave 9-10-11-12-13-14-15-16]

[B10] How do you feel about your life as a whole right now?

Drag the slider to a point on the scale.

Choice:

[ch1] 1Very dissatisfied

[ch2] 2

[ch3] 3

[ch4] 4

[ch5] 5

[ch6] 6

[ch7] 7

[ch8] 8

[ch9] 9

[ch10] 10

[ch11] 11Very satisfied

[Wave 9-10-11-12-13-14-15-16]

[E4] Crises often involve fears and worries.

At the moment, how much do you worry about:

Drag the slider to a point on the scale.

Row:

[r1] Losing someone you love to COVID-19

[r2] Health system being overloaded

[r3] Schools closing for an extended period of time

[r4] Small companies going out of business

[r5] The impact on the economy

[r6] Limited access to food supplies

[r7] Blackouts

[r8] People in my community becoming more selfish

[r9] Losing my job

[r10] Being unemployed for an extended period of time

[r11] Not being able to see a loved one before they died

[r12] The possibility of not being able to travel

[r13] My child getting sick at daycare or summer camp

[r14] Increase in the number of cases of COVID-19, as more restrictive measures relax (e.g., as outdoor spaces open up, or the number of people allowed to gather increases)

[r15] Returning to my physical workplace

[r16] Paying my bills

[r17] Saving for the future

[r18] My household debt

[r19] Paying my rent or mortgage

[r20] Saving for my child's education

[r21] My child getting sick at school

[r96] Other (please specify)

Choice:

[ch1] 1Don't worry at all

[ch2] 2

[ch3] 3

[ch4] 4

[ch5] 5

[ch6] 6

[ch7] 7Worry a lot

[ch99] Does not apply

Crises often involve fears and worries.

At the moment, how much do you worry about:

You can turn your screen horizontally to see the full grid

[E4A1] Losing someone you love to COVID-19

Column:

[c1] 1Don't worry at all

[c2] 2

[c3] 3

[c4] 4

[c5] 5

[c6] 6

[c7] 7Worry a lot

[E4A2] Health system being overloaded

Column:

[c1] 1Don't worry at all

[c2] 2

[c3] 3

[c4] 4

[c5] 5

[c6] 6

[c7] 7Worry a lot

[E4A3] Schools closing for an extended period of time

Column:

[c1] 1Don't worry at all

[c2] 2

[c3] 3

[c4] 4

[c5] 5

[c6] 6

[c7] 7Worry a lot

[E4A4] Small companies going out of business

Column:

[c1] 1Don't worry at all

[c2] 2

[c3] 3

[c4] 4

[c5] 5

[c6] 6

[c7] 7Worry a lot

[E4A5] The impact on the economy

Column:

[c1] 1Don't worry at all

[c2] 2

[c3] 3

[c4] 4

[c5] 5

[c6] 6

[c7] 7Worry a lot

[E4A6] Limited access to food supplies

Column:

[c1] 1Don't worry at all

[c2] 2

[c3] 3

[c4] 4

[c5] 5

[c6] 6

[c7] 7Worry a lot

[E4A8] People in my community becoming more selfish

Column:

[c1] 1Don't worry at all

[c2] 2

[c3] 3

[c4] 4

[c5] 5

[c6] 6

[c7] 7Worry a lot

[E4A9] Losing my job

Column:

[c1] 1Don't worry at all

[c2] 2

[c3] 3

[c4] 4

[c5] 5

[c6] 6

[c7] 7Worry a lot

[E4A10] Being unemployed for an extended period of time

Column:

[c1] 1Don't worry at all

[c2] 2

[c3] 3

[c4] 4

[c5] 5

[c6] 6

[c7] 7Worry a lot

[E4A11] Not being able to see a loved one before they died

Column:

[c1] 1Don't worry at all

[c2] 2

[c3] 3

[c4] 4

[c5] 5

[c6] 6

[c7] 7Worry a lot

[E4A12] The possibility of not being able to travel

Column:

[c1] 1Don't worry at all

[c2] 2

[c3] 3

[c4] 4

[c5] 5

[c6] 6

[c7] 7Worry a lot

[E4A13] My child getting sick at school

Column:

[c1] 1Don't worry at all

[c2] 2

[c3] 3

[c4] 4

[c5] 5

[c6] 6

[c7] 7Worry a lot

[E4A14] Increase in the number of cases of COVID-19, as more restrictive measures relax (e.g., as outdoor spaces open up, or the number of people allowed to gather increases)

Column:

[c1] 1Don't worry at all

[c2] 2

[c3] 3

[c4] 4

[c5] 5

[c6] 6

[c7] 7Worry a lot

[E4A15] Returning to my physical workplace

Column:

[c1] 1Don't worry at all

[c2] 2

[c3] 3

[c4] 4

[c5] 5

[c6] 6

[c7] 7Worry a lot

[E4A16] Paying my bills

Column:

[c1] 1Don't worry at all

[c2] 2

[c3] 3

[c4] 4

[c5] 5

[c6] 6

[c7] 7Worry a lot

[E4A17] Saving for the future

Column:

[c1] 1Don't worry at all

[c2] 2

[c3] 3

[c4] 4

[c5] 5

[c6] 6

[c7] 7Worry a lot

[E4A18] My household debt

Column:

[c1] 1Don't worry at all

[c2] 2

[c3] 3

[c4] 4

[c5] 5

[c6] 6

[c7] 7Worry a lot

[E4A19] Paying my rent or mortgage

Column:

[c1] 1Don't worry at all

[c2] 2

[c3] 3

[c4] 4

[c5] 5

[c6] 6

[c7] 7Worry a lot

[E4A20] Saving for my child's education

Column:

[c1] 1Don't worry at all

[c2] 2

[c3] 3

[c4] 4

[c5] 5

[c6] 6

[c7] 7Worry a lot

[E4A21] Your mental health

Column:

[c1] 1Don't worry at all

[c2] 2

[c3] 3

[c4] 4

[c5] 5

[c6] 6

[c7] 7Worry a lot

[E4A22] The mental health of Canadians

Column:

[c1] 1Don't worry at all

[c2] 2

[c3] 3

[c4] 4

[c5] 5

[c6] 6

[c7] 7Worry a lot

[Wave 9]

[E26] Compared to February, before COVID-19 restrictions were put in place, has the number of days you drink alcohol in a typical week changed?

Row:

[r1] Decreased a lot

[r2] Decreased a little

[r3] Stayed the same

[r4] Increased a little

[r5] Increased a lot

[r98] Don't know

[Wave 10]

[E26b] Compared to February, before COVID-19 restrictions were put in place, has the amount of alcohol that you consume in a typical week changed?

Row:

[r1] Decreased a lot

[r2] Decreased a little

[r3] Stayed the same

[r4] Increased a little

[r5] Increased a lot

[r98] Don't know

[r97] Does not apply - I do not typically consume alcohol at all

[Wave 10]

[E26c] Compared to February, before COVID-19 restrictions were put in place, has the amount of cannabis that you consume in a typical week changed?

Row:

[r1] Decreased a lot

[r2] Decreased a little

[r3] Stayed the same

[r4] Increased a little

[r5] Increased a lot

[r98] Don't know

[r97] Does not apply - I do not typically consume cannabis at all

[Wave 9-10-11-12-13-14-15-16]

[E9] In the past two weeks, how often have you...

Column:

[c1] Rarely/ None of the time

[c2] Some/ Little of the time

[c3] Occasionally/ Moderate amount of time

[c4] Most/ All of the time

[c98] Don't know

[c95] Does not apply

Row:

[r1] Felt hopeful about the future

[r2] Had trouble sleeping

[r3] Felt anxious, nervous or on edge

[r4] Felt lonely

[r5] Felt depressed

[r6] Had physical reactions such as sweating, trouble breathing, nausea, or a pounding heart, when THINKING about your experience with the COVID-19

[r7] Experienced strain in my relationships with household members

[r8] Had difficulty working or being productive from home

[r9] Felt fatigued

[r10] Felt worried about my personal finances

[r11] Felt burnt out

[r12] Felt uneasy about the pandemic persisting into winter

[Wave 10]

[Reflections] Please indicate the extent to which you agree or disagree with the following statements:

Drag the slider to a point on the scale.

Row:

[r1] 2020 was a hard year for me.

[r2] I am hopeful that 2021 will be a good year for me.

[r3] I am confident that, by summer 2021, I will be able to travel and socialize like I did before the COVID-19 pandemic started.

Choice:

[ch1] 1Strongly disagree

[ch2] 2

[ch3] 3

[ch4] 4

[ch5] 5

[ch6] 6

[ch7] 7Strongly agree

[Wave 11]

[Probability1] When things are uncertain, we sometimes estimate the chance of something happening. Considering the following list of odds, which scenario is most likely to happen?

Row:

[r1] Something that will happen one out of ten times

[r2] Something that will happen one out of one hundred times

[r3] Something that will happen one out of one thousand times

[r4] Each of these events has the same chance of happening

[r98] Don't know

[Wave 13-14]

[Trust1] Below is a list of institutions. For each one, please indicate how much you trust that institution to do what is right.

Drag the slider to a point on the scale.

Row:

[r1] Government of Canada

[r2] Your provincial or territorial government

[r3] Your municipal/local government

Choice:

[ch1] 1Very little trust

[ch2] 2

[ch3] 3

[ch4] 4

[ch5] 5

[ch6] 6

[ch7] 7A great deal of trust

[ch98] Don't know

[Wave 13]

[Trust2] Generally speaking, would you say that...

Drag the slider to a point on the scale.

Choice:

[ch1] 1Most people can't be trusted

[ch2] 2

[ch3] 3

[ch4] 4

[ch5] 5

[ch6] 6

[ch7] 7Most people can be trusted

[ch98] Don't know

[Wave 15]

[SocialMediaUsage] In your day-to-day life, how often do you use social media platforms such as Facebook, Twitter, Reddit, Instagram or others?

Drag the slider to a point on the scale.

Choice:

[ch1] 1Never

[ch2] 2

[ch3] 3

[ch4] 4

[ch5] 5

[ch6] 6

[ch7] 7Often

[Wave 15]

[SocialMediaUsage2] Do you ever share news stories on social media?

Row:

[r1] Yes

[r2] No

[Wave 16]

[SocialMediaUsage3] Do you ever share news stories related to COVID-19 on social media?

Row:

[r1] Yes

[r2] No

[Wave 16]

[Algorithms] How do you believe decisions are made about what stories are shown to people on Facebook and other social media sites?

Row:

[r1] At random

[r2] By editors and journalists that work for news outlets

[r3] By editors and journalists that work for Facebook

[r4] By computer analysis of what stories might interest you

[r98] I don't know

[Wave 16]

[TrustInGov] Please indicate the extent to which you agree or disagree with the following statements:

Drag the slider to a point on the scale.

Row:

[r1] In general, the government cares about the well-being of citizens

[r2] In general, the government keeps its promises

[r3] In general, the government carries out its duties effectively

Choice:

[ch1] 1 Strongly disagree

[ch2] 2

[ch3] 3

[ch4] 4

[ch5] 5

[ch6] 6

[ch7] 7 Strongly agree

[Wave 10-11-15]

[ConspMent] For each of the statements below, please use the scale (0%-100%) to indicate how likely it is that the statement is true. Remember that there are no “objectively” right or wrong answers. We are interested in your personal opinion.

Drag the slider to a point on the scale.

Row:

[r1] I think that many very important things happen in the world, which the public is never informed about.

[r2] I think that politicians usually do not tell us the true motives for their decisions.

[r3] I think that government agencies closely monitor all citizens.

[r4] I think that events which superficially seem to lack a connection are often the result of secret activities.

[r5] I think that there are secret organizations that greatly influence political decisions.

Choice:

[ch0] 0% Certainly not

[ch1] 10%

[ch2] 20%

[ch3] 30%

[ch4] 40%

[ch5] 50%

[ch6] 60%

[ch7] 70%

[ch8] 80%

[ch9] 90%

[ch10] 100%Certain

[Wave 10-11-15]

[AntiIntell] Below is a list of groups in society. Please tell us the degree to which you trust or distrust members of these groups.

Drag the slider to a point on the scale.

Row:

[r1] Health experts

[r2] Economists

[r3] Scientists

[r4] Doctors

[r5] Legal professionals (e.g., lawyers, judges)

[r6] Professors

[r7] Financial experts

[r8] Politicians

Choice:

[ch1] 1Distrust a lot

[ch2] 2

[ch3] 3

[ch4] 4

[ch5] 5

[ch6] 6

[ch7] 7Trust a lot

[Wave 10-11-15]

[AOTE] Please indicate the extent to which you agree with the following statements.

Drag the slider to a point on the scale.

Row:

[r1] A person should always consider new possibilities.

[r2] People should always take into consideration evidence that goes against their beliefs.

[r3] It is important to persevere in your beliefs even when evidence is brought to bear against them.

[r4] Certain beliefs are just too important to abandon no matter how good a case can be made against them.

[r5] One should disregard evidence that conflicts with your established beliefs.

[r6] Beliefs should always be revised in response to new information or evidence.

[r7] No one can talk me out of something I know is right.

[r8] I believe that loyalty to one's ideals and principles is more important than "open-mindedness".

Choice:

[ch1] 1Strongly disagree

[ch2] 2

[ch3] 3

[ch4] 4

[ch5] 5

[ch6] 6

[ch7] 7Strongly agree

[Wave 12-15]

[Numeracy] Several numerical outcomes are listed below. Which represents the highest risk of something happening?

Row:

[r1] 1 in 10

[r2] 1 in 100

[r3] 1 in 1000

[Wave 12-15]

[PsychReactance] Please indicate the extent to which you agree with the following statements.

Drag the slider to a point on the scale.

Row:

[r1] I become frustrated when I am unable to make free and independent decisions

[r2] Regulations trigger a sense of resistance in me

[r3] I resist the attempts of others to influence me

[r4] I consider advice from others to be an intrusion

Choice:

[ch1] 1Strongly disagree

[ch2] 2

[ch3] 3

[ch4] 4

[ch5] 5

[ch6] 6

[ch7] 7Strongly agree

[Wave 12-15]

[ScientificKnowledge] You will be asked three True/False questions. Please answer the following questions to the best of your ability. Please do not consult any outside information or leave this survey window.

Column:

[c1] True

[c2] False

[c98] Don't know

Row:

[r1] Electrons are smaller than atoms

[r2] Antibiotics kill viruses as well as bacteria

[r3] Human beings, as we know them today, developed from earlier species of animals

Lastly, we have a few final questions to learn more about you. We appreciate your continued participation.

Within the next year, how likely do you think it will be that you would...

You can turn your screen horizontally to see the full grid

[E8A1] Eat in a restaurant

Column:

[c1] 1Extremely unlikely

[c2] 2

[c3] 3

[c4] 4

[c5] 5

[c6] 6

[c7] 7Extremely likely

[E8A2] Take public transit

Column:

[c1] 1Extremely unlikely

[c2] 2

[c3] 3

[c4] 4

[c5] 5

[c6] 6

[c7] 7Extremely likely

[E8A3] Fly on a plane

Column:

[c1] 1Extremely unlikely

[c2] 2

[c3] 3

[c4] 4

[c5] 5

[c6] 6

[c7] 7Extremely likely

[E8A4] Go to a birthday party

Condition: 0

Column:

[c1] 1Extremely unlikely

[c2] 2

[c3] 3

[c4] 4

[c5] 5

[c6] 6

[c7] 7Extremely likely

[E8A5] Go to a large gathering (e.g., sporting event, concert, outdoor festivals)

Column:

[c1] 1Extremely unlikely

[c2] 2

[c3] 3

[c4] 4

[c5] 5

[c6] 6

[c7] 7Extremely likely

[E8A6] Allow in-home renovations

Column:

[c1] 1Extremely unlikely

[c2] 2

[c3] 3

[c4] 4

[c5] 5

[c6] 6

[c7] 7Extremely likely

[E8A7] Shop at the mall

Column:

[c1] 1Extremely unlikely

[c2] 2

[c3] 3

[c4] 4

[c5] 5

[c6] 6

[c7] 7Extremely likely

[E8A8] Go to a bar, lounge, night club or pub

Column:

[c1] 1Extremely unlikely

[c2] 2

[c3] 3

[c4] 4

[c5] 5

[c6] 6

[c7] 7Extremely likely

[E8A9] Go to the gym or other fitness facilities

Column:

[c1] 1Extremely unlikely

[c2] 2

[c3] 3

[c4] 4

[c5] 5

[c6] 6

[c7] 7Extremely likely

[E8A10] Send my kids to school and/or daycare

Column:

[c1] 1Extremely unlikely

[c2] 2

[c3] 3

[c4] 4

[c5] 5

[c6] 6

[c7] 7Extremely likely

[E8A11] Go to my place of worship

Column:

[c1] 1Extremely unlikely

[c2] 2

[c3] 3

[c4] 4

[c5] 5

[c6] 6

[c7] 7Extremely likely

[E8A12] Stay in a hotel or resort

Column:

[c1] 1Extremely unlikely

[c2] 2

[c3] 3

[c4] 4

[c5] 5

[c6] 6

[c7] 7Extremely likely

[E8A13] Go to a museum or art gallery

Column:

[c1] 1Extremely unlikely

[c2] 2

[c3] 3

[c4] 4

[c5] 5

[c6] 6

[c7] 7Extremely likely

[E8A14] Go to a farmer's market

Column:

[c1] 1Extremely unlikely

[c2] 2

[c3] 3

[c4] 4

[c5] 5

[c6] 6

[c7] 7Extremely likely

[E8A15] Travel to the U.S.

Column:

[c1] 1Extremely unlikely

[c2] 2

[c3] 3

[c4] 4

[c5] 5

[c6] 6

[c7] 7Extremely likely

[E8A16] Go to a small outdoor gathering with friends/family

Column:

[c1] 1Extremely unlikely

[c2] 2

[c3] 3

[c4] 4

[c5] 5

[c6] 6

[c7] 7Extremely likely

[E8A17] Go to a theatre

Column:

[c1] 1Extremely unlikely

[c2] 2

[c3] 3

[c4] 4

[c5] 5

[c6] 6

[c7] 7Extremely likely

[E8A18] Take a taxi or use a ride sharing service (like Uber or Lyft)

Column:

[c1] 1Extremely unlikely

[c2] 2

[c3] 3

[c4] 4

[c5] 5

[c6] 6

[c7] 7Extremely likely

[E8A19] Make a major purchase

Column:

[c1] 1Extremely unlikely

[c2] 2

[c3] 3

[c4] 4

[c5] 5

[c6] 6

[c7] 7Extremely likely

[E8A20] Go to a birthday party indoors

Column:

[c1] 1Extremely unlikely

[c2] 2

[c3] 3

[c4] 4

[c5] 5

[c6] 6

[c7] 7Extremely likely

[E8A21] Start/continue saving for my child's education

Column:

[c1] 1Extremely unlikely

[c2] 2

[c3] 3

[c4] 4

[c5] 5

[c6] 6

[c7] 7Extremely likely

[E8A22] Start/continue saving for my retirement

Column:

[c1] 1Extremely unlikely

[c2] 2

[c3] 3

[c4] 4

[c5] 5

[c6] 6

[c7] 7Extremely likely

Thank you!

Your participation provides valuable insights for all of us to react appropriately in the current COVID-19 situation and to reach all Canadians with useful information.

For information about the coronavirus (COVID-19), please visit the following websites: [Canada.ca/coronavirus](https://www.canada.ca/coronavirus)

Some of the questions in this study presented statements that are false. The current evidence suggests that:

[A specific debrief for each wave was added]

Crisis Services Canada and other resources: <https://www.canada.ca/en/public-health/services/mental-health-services/mental-health-get-help.html>

Provincial resources such as ConnexOntario (<http://www.connexontario.ca/en-ca/covid-19>)

If you have any questions about this survey, please contact iiu-iii@pco-bcp.gc.ca.

Thank you very much! We hope you are able and willing to complete the next version of the study. Your continued participation is greatly appreciated.