

Quality Assurance

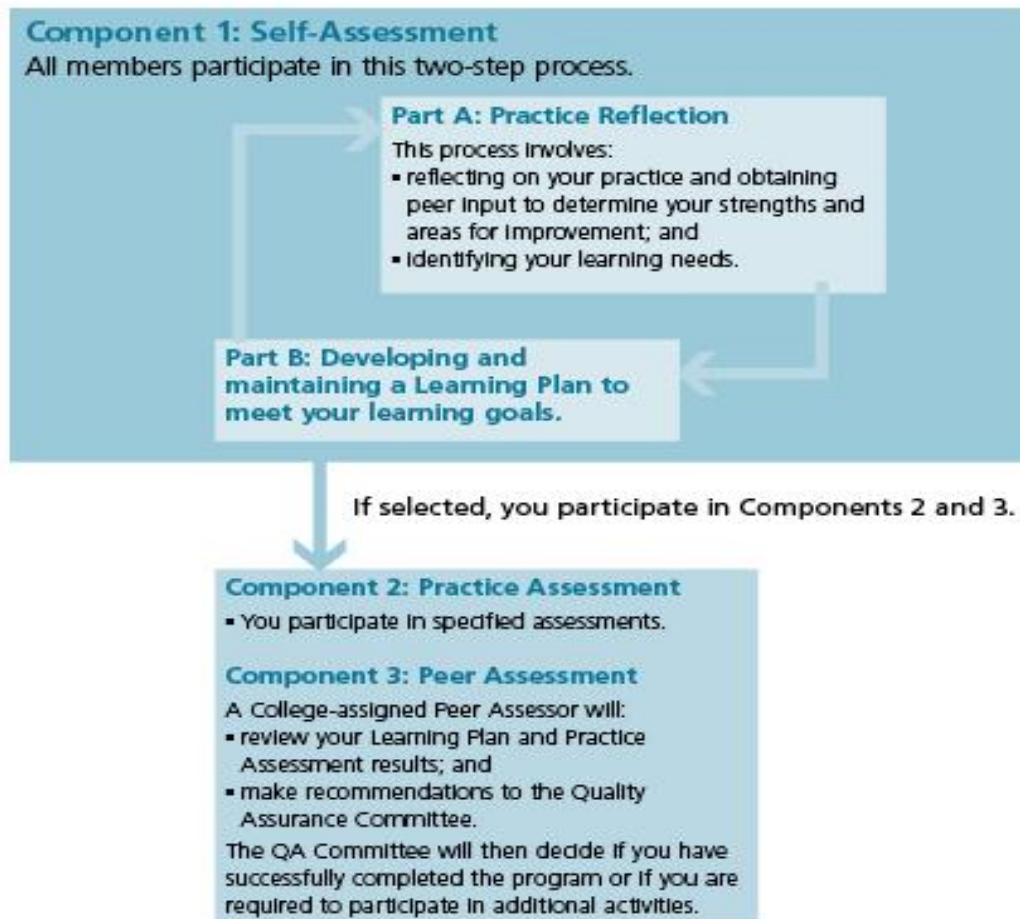


Program Overview

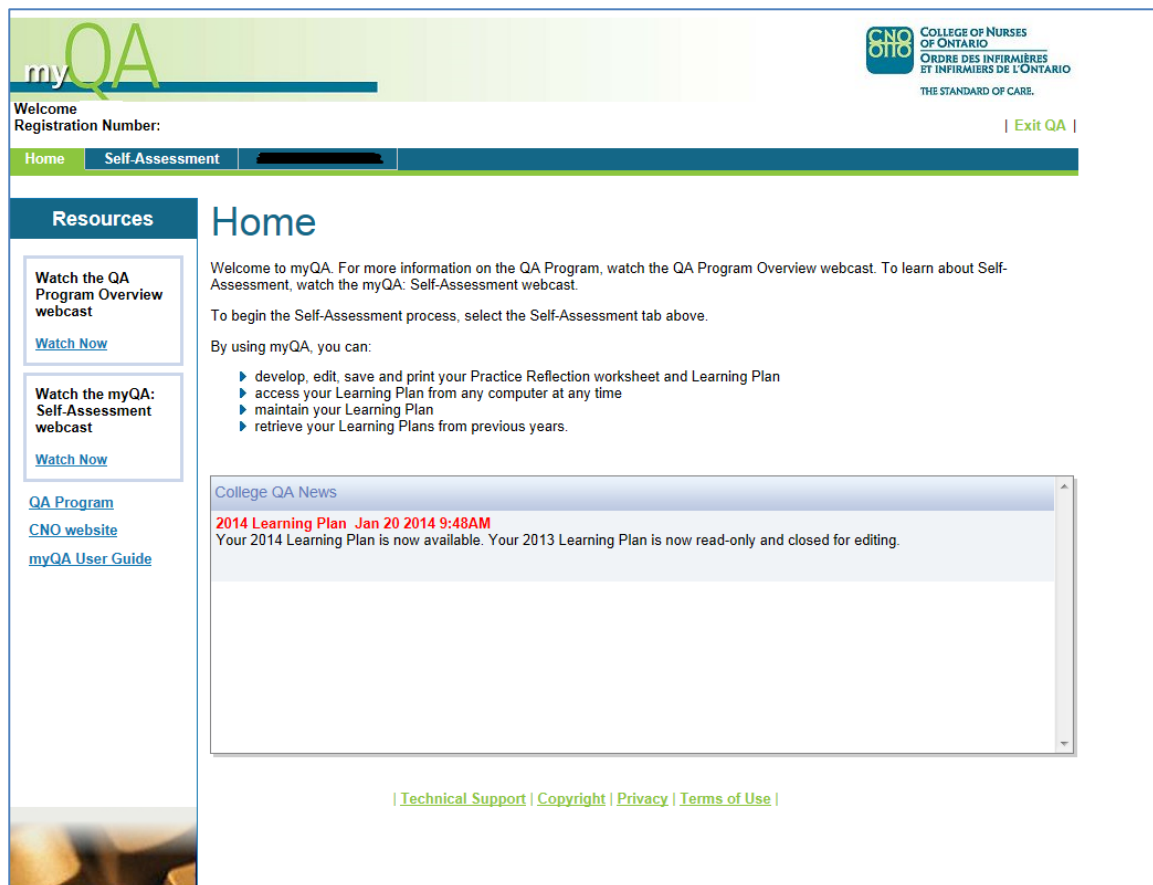
QA Program Overview

- Mandatory for nurses registered in the General and Extended Classes
- Based on principle that lifelong learning is essential to continuing competence
- Nurses engage in reflective practice
- Measures knowledge and application of College practice documents

Three Components of the QA Program



The myQA site



The screenshot shows the myQA website interface. At the top left, the 'myQA' logo is displayed. To the right, the CNO logo and the text 'COLLEGE OF NURSES OF ONTARIO / ORDRE DES INFERMIÈRES ET INFERMIERS DE L'ONTARIO' and 'THE STANDARD OF CARE.' are visible. Below the logo, a 'Welcome' message and a 'Registration Number:' field are present, followed by a '| Exit QA |' link. A navigation bar contains 'Home' and 'Self-Assessment' tabs. The 'Home' tab is active, showing a 'Resources' sidebar with links to 'Watch the QA Program Overview webcast', 'Watch the myQA: Self-Assessment webcast', 'QA Program', 'CNO website', and 'myQA User Guide'. The main content area, titled 'Home', contains a welcome message, a link to the QA Program Overview webcast, and a list of actions users can perform using myQA. A 'College QA News' section displays a message about the 2014 Learning Plan. At the bottom, a footer contains links for 'Technical Support', 'Copyright', 'Privacy', and 'Terms of Use'.

myQA

COLLEGE OF NURSES OF ONTARIO
ORDRE DES INFERMIÈRES ET INFERMIERS DE L'ONTARIO
THE STANDARD OF CARE.

Welcome
Registration Number: | Exit QA |

Home Self-Assessment

Resources

Watch the QA Program Overview webcast
[Watch Now](#)

Watch the myQA: Self-Assessment webcast
[Watch Now](#)

[QA Program](#)
[CNO website](#)
[myQA User Guide](#)

Home

Welcome to myQA. For more information on the QA Program, watch the QA Program Overview webcast. To learn about Self-Assessment, watch the myQA: Self-Assessment webcast.

To begin the Self-Assessment process, select the Self-Assessment tab above.

By using myQA, you can:

- ▶ develop, edit, save and print your Practice Reflection worksheet and Learning Plan
- ▶ access your Learning Plan from any computer at any time
- ▶ maintain your Learning Plan
- ▶ retrieve your Learning Plans from previous years.

College QA News

2014 Learning Plan Jan 20 2014 9:48AM
Your 2014 Learning Plan is now available. Your 2013 Learning Plan is now read-only and closed for editing.

| [Technical Support](#) | [Copyright](#) | [Privacy](#) | [Terms of Use](#) |



Component 1: Self-Assessment

- Develop learning goals related to:
 - your current practice
 - identified learning needs
- A self-directed, two-part process

Component 1: Self-Assessment

- Part A – Practice Reflection
 - Reflect on your practice
 - Identify strengths and areas for improvement
 - Think about four elements and how they relate to your practice
 - Obtain peer input

Self-Assessment



COLLEGE OF NURSES
OF ONTARIO
ORDRE DES INFERMIÈRES
ET INFERMIERS DE L'ONTARIO
THE STANDARD OF CARE.

Welcome Test Member RN
Registration Number: Test Number

| [Exit QA](#) |

[Home](#) | [Self-Assessment](#)

Resources

Watch the QA Program Overview webcast
[Watch Now](#)

Watch the myQA: Self-Assessment webcast
[Watch Now](#)

[Practice Reflection worksheet](#)

[My Learning Plan](#)

QA References
[All practice documents](#)
[Learning modules](#)
[QA Program](#)
[Entry-to-practice competencies](#)

Self-Assessment

There are two steps to the Self-Assessment process.

Step 1 Practice Reflection

Select the Practice Reflection worksheet link in the Resources menu to work through the reflection process. By reflecting on your practice and getting peer input, you will identify your learning needs.



Step 2 My Learning Plan

Select the My Learning Plan link in the Resources menu to work on your Learning Plan. Your identified learning needs are used to develop your learning goals - they must relate to a College practice document. This plan is evidence of your participation in the QA Program.

For more information on Self-Assessment, watch the myQA: Self-Assessment webcast. and develop learning goals to use in your Learning Plan.

| [Technical Support](#) | [Copyright](#) | [Privacy](#) | [Terms of Use](#) |

Practice Reflection Worksheet



COLLEGE OF NURSES
OF ONTARIO
ORDRE DES INFIRMIÈRES
ET INFIRMIERS DE L'ONTARIO
THE STANDARD OF CARE.

Welcome
Registration Number: | [Exit QA](#) |

[Home](#) | [Self-Assessment](#)

Resources

Watch the QA Program Overview webcast
[Watch Now](#)

Watch the myQA: Self-Assessment webcast
[Watch Now](#)

[Practice Reflection worksheet](#)

[My Learning Plan](#)

QA References
[All practice documents](#)
[Learning modules](#)
[QA Program](#)
[Entry-to-practice competencies](#)

Practice Reflection Worksheet

Use this worksheet to reflect on your practice.

You do not have to submit this worksheet to the College if you are selected for Practice Assessment.

QA Year:

Describe an experience, event or change in your practice or practice setting that was significant to you.

I have recently started a new position in a long-term care facility and I am working with a culturally diverse population.

What happened?

What was your role?

Based on what you described above, what were your strengths and what were your areas for improvement?

This is an area I am eager to learn about. I have some knowledge of the impact working with a culturally diverse population has on providing care, however I do not know much about different cultural preferences and rituals.

Areas for improvement will inform your learning needs.

Component 1: Self-Assessment

- Part B – Developing and maintaining a Learning Plan
 - Develop learning goals based on your learning needs and peer input
 - Choose practice documents related to your goals

Component 1: Self-Assessment

Resources

Watch the QA Program Overview webcast
[Watch Now](#)

Watch the myQA: Self-Assessment webcast
[Watch Now](#)

[Practice Reflection worksheet](#)

[My Learning Plan](#)

QA References
[All practice documents](#)
[Learning modules](#)
[QA Program](#)
[Entry-to-practice competencies](#)

My Learning Plan

QA Year: Date Created: Jan 16 2014 8:53AM Last Saved: Jan 16 2014 8:53AM

Current Practice Setting: Client Population:

Learning Needs
What learning needs did I identify through practice reflection and peer input?
Identify a minimum of two to three learning needs.

1. Learn more about providing culturally sensitive care.

2. Learn about how social media can affect the nurse-client relationship.

Haven't done practice reflection yet?
Use the Practice Reflection worksheet to help you identify your strengths and learning needs.

Learning Goal #1
My goal must be based on my learning needs.

As a staff nurse caring for a diverse client population, I want to identify resources to support staff in providing culturally sensitive care. I will achieve this goal by October 30

Need help creating a goal? Review the *Developing SMART Learning Goals* guide.

Your learning goal must be based on your current practice setting and one of the College's practice documents.

You have 69 characters left

Component 2: Practice Assessment

- Eligible after two years of registration
- Review of your Learning Plan
- Completing multiple-choice objective tests

Practice Assessment and NPs

- A subset of NPs will also participate in:
 - Chart Review and Interview
 - Practice Simulation

Component 3: Peer Assessment

- Peer Assessors are nurses with an in-depth understanding of the College's practice documents
- They
 - Review your Learning Plan and assessment results
 - Communicate results to the Quality Assurance Committee

Component 3: Peer Assessment

- Committee reviews the report
- The Committee may direct or recommend additional remedial / learning activities

QA Resources

- Sample Learning Plan
- myQA: Self-Assessment webcast
- Frequently Asked Questions
- SMART guide for creating measurable learning goals

Development of QA Assessments

- Nurses help:
 - determine the specifications of the assessments
 - write test questions
 - review the tests
 - pilot a test of the assessments

Need Help?

- Contact Quality Assurance staff
- 416-928-0900 ext. 7570
- 1800-387-5526 ext. 7570
- QAassessment@cnomail.org



www.cno.org