

Table 1/Tableau 1

Respiratory Virus Detections/Isolations for the week ending September 6, 2008 (Reporting Week 200836)
 Détection/isolement de virus des voies respiratoires pour la semaine se terminant le 6 septembre 2008 (Code hebdomadaire 200836)

Reporting Laboratory Laboratoire rapporteur	Flu/Grippe Test	Flu/Grippe A Pos.	Flu/Grippe B Pos.	R.S.V. Test	R.S.V. Pos.	PIV Test	PIV 1 Pos.	PIV 2 Pos.	PIV 3 Pos.	PIV 4 Pos.	Other/Autre PIV Pos.	Adeno Test	Adeno Pos.
Newfoundland /Terre-Neuve	2	0	0	2	0	1	0	0	0	0	0	1	0
Prince Edward Island./ Île-du-Prince-Édouard	2	0	0	2	0	2	0	0	0	0	0	2	0
Nova Scotia/Nouvelle-Écosse	5	0	0	5	0	5	0	0	1	0	0	5	0
New Brunswick/Nouveau-Brunswick	6	0	0	2	1	6	0	1	0	0	0	6	1
Atlantic/Atlantique	15	0	0	11	1	14	0	1	1	0	0	14	1
Région Nord-Est	1	0	0	3	0	0	0	0	0	0	0	0	0
Québec-Chaudière-Appalaches	33	0	0	33	0	33	0	0	0	0	0	50	4
Centre-du-Québec	7	0	0	12	0	9	0	0	0	0	0	9	1
Montréal-Laval	92	0	0	141	5	133	0	0	1	0	0	150	0
Ouest du Québec	2	0	0	1	0	0	0	0	0	0	0	0	0
Monterégie	0	0	0	0	0	0	0	0	0	0	0	0	0
Province of/de Québec	135	0	0	190	5	175	0	0	1	0	0	209	5
CHEO/HEE0 - Ottawa	NA	NA	NA	NA	NA	NA	NA	NA	NA	NA	NA	NA	NA
Ottawa P.H.L.	NA	NA	NA	NA	NA	NA	NA	NA	NA	NA	NA	NA	NA
Toronto Medical Laboratory	15	0	0	15	0	15	0	0	0	0	0	15	0
Kingston	NA	NA	NA	NA	NA	NA	NA	NA	NA	NA	NA	NA	NA
C.P.H.L. - Toronto	31	0	0	34	0	31	0	0	0	0	0	31	1
Sick Kids'Hospital - Toronto	50	0	0	50	0	50	0	0	1	0	0	50	0
Sunnybrook & Women's College HSC	8	0	0	8	0	8	0	0	0	0	0	8	0
Sault Ste. Marie	NA	NA	NA	NA	NA	NA	NA	NA	NA	NA	NA	NA	NA
Timmins	3	0	0	3	0	3	0	0	0	0	0	3	0
St. Joseph's - London	6	0	0	6	0	6	0	0	0	0	0	6	0
London P.H.L.	23	0	0	23	0	23	0	0	0	0	0	23	0
Orillia P.H.L.	5	0	0	5	0	5	0	0	0	0	0	5	1
Windsor	2	0	0	2	0	2	0	0	0	0	0	2	0
Thunder Bay	0	0	0	0	0	0	0	0	0	0	0	0	0
Sudbury P.H.L.	3	0	0	3	0	3	0	0	0	0	0	3	0
Hamilton P.H.L.	NA	NA	NA	NA	NA	NA	NA	NA	NA	NA	NA	NA	NA
Peterborough P.H.L.	6	0	0	6	0	6	0	0	0	0	0	6	0
Province of/de l'Ontario	152	0	0	155	0	152	0	0	1	0	0	152	2
Manitoba	26	0	0	26	1	26	0	0	0	0	0	26	0
Regina	34	0	0	34	0	34	0	0	6	0	0	34	3
Saskatoon	17	0	0	15	0	17	0	0	0	0	0	17	0
Province of/de la Saskatchewan	51	0	0	49	0	51	0	0	6	0	0	51	3
Calgary	60	0	0	60	0	60	0	0	0	0	1	40	0
Edmonton	141	0	0	141	5	141	0	0	0	0	2	70	1
Province of/de l'Alberta	201	0	0	201	5	201	0	0	0	0	3	110	1
Prairies	278	0	0	276	6	278	0	0	6	0	3	187	4
British Columbia/Colombie-Britannique	17	0	0	17	0	17	0	0	0	0	0	17	0
CANADA	597	0	0	649	12	636	0	1	9	0	3	579	12

Also available at: <http://www.phac-aspc.gc.ca/bid-bmi/dsd-dsm/rvdi-divr/index-eng.php>


Aussi disponible sur le site: <http://www.phac-aspc.gc.ca/bid-bmi/dsd-dsm/rvdi-divr/index-fra.php>

Table 2/Tableau 2
 Respiratory Virus Detections/Isolations for the period August 24, 2008 - September 6, 2008
 Détection/isolement de virus des voies respiratoires pour la période du 24 août 2008 -6 septembre 2008
 (Reporting Weeks / Code hebdomadaire 200835-200836)



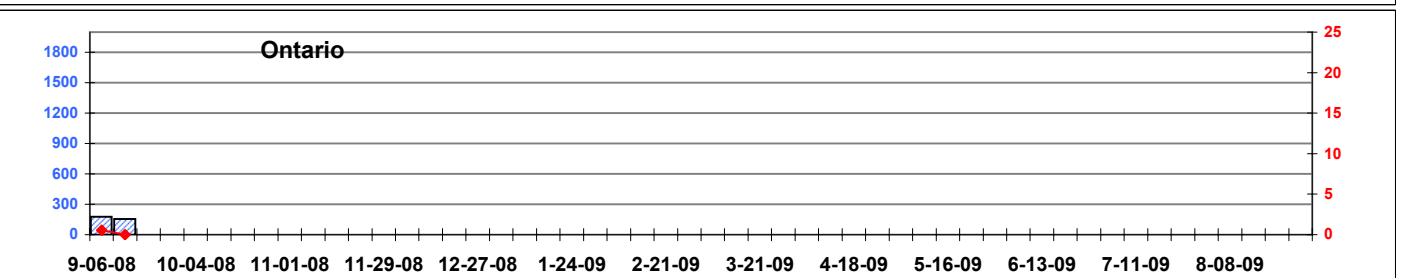
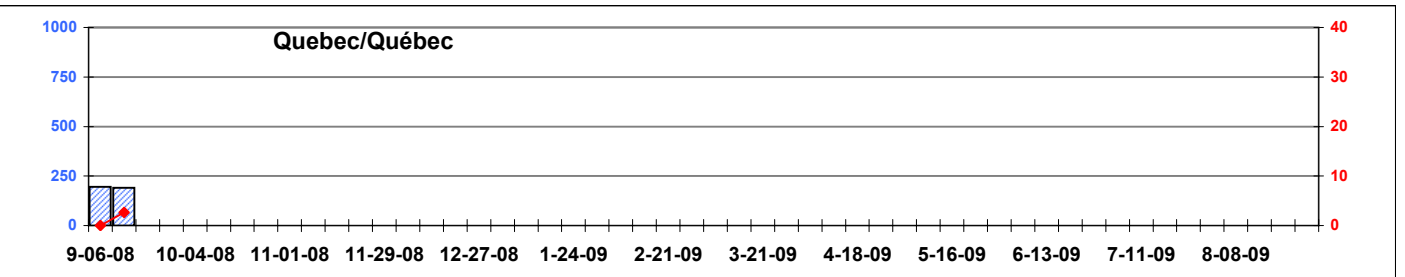

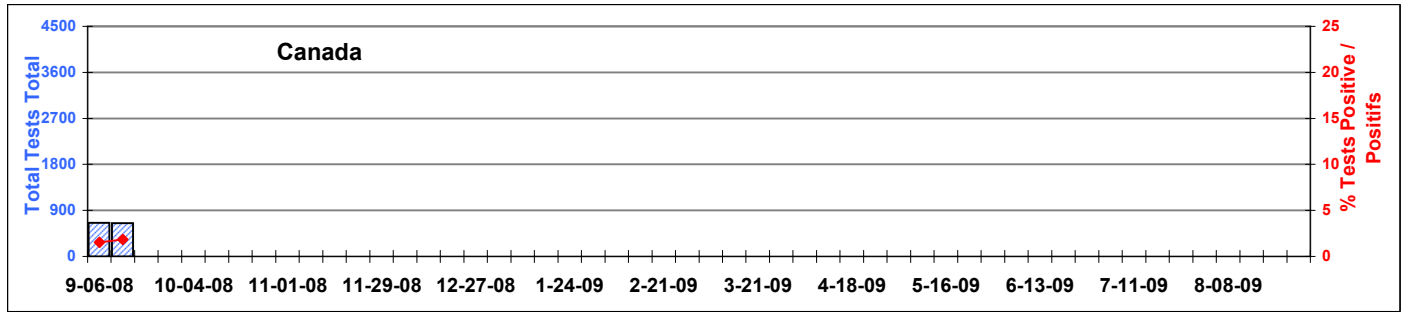
Reporting Laboratory Laboratoire rapporteur	Flu/Grippe Test	Flu/Grippe A Pos.	Flu/Grippe B Pos.	R.S.V. Test	R.S.V. Pos.	PIV Test	PIV 1 Pos.	PIV 2 Pos.	PIV 3 Pos.	PIV 4 Pos.	Other/Autre PIV Pos.	Adeno Test	Adeno Pos.
Newfoundland./Terre-Neuve	3	0	0	5	0	2	0	0	0	0	0	2	0
Prince Edward Island./ Île-du-Prince-Édouard	3	0	0	3	0	3	0	0	0	0	0	3	0
Nova Scotia/Nouvelle-Écosse	13	0	0	13	0	13	0	0	1	0	0	13	0
New Brunswick/Nouveau-Brunswick	6	0	0	2	1	6	0	1	0	0	0	6	1
Atlantic/Atlantique	25	0	0	23	1	24	0	1	1	0	0	24	1
Région Nord-Est	2	0	0	4	0	0	0	0	0	0	0	0	0
Québec-Chaudière-Appalaches	69	0	0	69	0	69	0	0	2	1	0	98	4
Centre-du-Québec	12	0	0	26	0	20	0	0	0	0	0	20	1
Montréal-Laval	185	0	0	283	5	270	0	0	4	0	0	307	0
Ouest du Québec	2	0	0	4	0	0	0	0	0	0	0	0	0
Montréal	1	0	0	0	0	0	0	0	0	0	0	0	0
Province of/de Québec	271	0	0	386	5	359	0	0	6	1	0	425	5
CHEO/HEEO - Ottawa	NA	NA	NA	NA	NA	NA	NA	NA	NA	NA	NA	NA	NA
Ottawa P.H.L.	0	0	0	0	0	0	0	0	0	0	0	0	0
Toronto Medical Laboratory	29	0	0	29	0	29	0	0	0	0	0	29	0
Kingston	2	0	0	2	0	2	0	0	2	0	0	2	0
C.P.H.L. - Toronto	94	0	0	100	1	94	0	0	2	0	0	94	1
Sick Kids' Hospital - Toronto	101	0	0	101	0	101	0	0	3	0	0	101	0
Sunnybrook & Women's College HSC	21	0	0	21	0	21	0	0	0	0	0	21	0
Sault Ste. Marie	0	0	0	0	0	0	0	0	0	0	0	0	0
Timmins	3	0	0	3	0	3	0	0	0	0	0	3	0
St.Joseph's-London	13	0	0	13	0	13	0	0	0	0	0	13	0
London P.H.L.	26	0	0	26	0	26	0	0	2	0	0	26	0
Orillia P.H.L.	12	0	0	12	0	12	0	0	1	0	0	12	2
Windsor	5	0	0	5	0	5	0	0	0	0	0	5	0
Thunder Bay	1	0	0	2	0	1	0	1	0	0	0	1	0
Sudbury P.H.L.	3	0	0	3	0	3	0	0	0	0	0	4	0
Hamilton P.H.L.	5	0	0	7	0	5	0	0	0	0	0	5	0
Peterborough P.H.L.	9	0	0	9	0	9	0	0	0	0	0	6	0
Province of/de l'Ontario	324	0	0	333	1	324	0	1	10	0	0	322	3
Manitoba	66	0	0	67	1	66	0	0	1	0	0	66	0
Regina	68	0	0	68	0	68	0	0	6	0	0	68	4
Saskatoon	32	0	0	29	0	32	0	0	0	0	0	32	1
Province of/de la Saskatchewan	100	0	0	97	0	100	0	0	6	0	0	100	5
Calgary	122	1	0	99	0	99	0	0	0	0	1	84	0
Edmonton	269	0	1	265	14	265	0	0	0	0	4	129	2
Province of/de l'Alberta	391	1	1	364	14	364	0	0	0	0	5	213	2
Prairies	557	1	1	528	15	530	0	0	7	0	5	379	7
British Columbia/Colombie-Britannique	35	0	0	35	0	35	0	0	0	0	0	35	0
CANADA	1212	1	1	1305	22	1272	0	2	24	1	5	1185	16

Also available at: <http://www.phac-aspc.gc.ca/bid-bmi/dsd-dsm/rvdi-divr/index-eng.php>
 Aussi disponible sur le site: <http://www.phac-aspc.gc.ca/bid-bmi/dsd-dsm/rvdi-divr/index-fra.php>

Positive Influenza Tests (%) in Canada by Region by Week of Report
 Détection du virus grippal au Canada, tests positifs (%) par région
 par semaine de déclaration

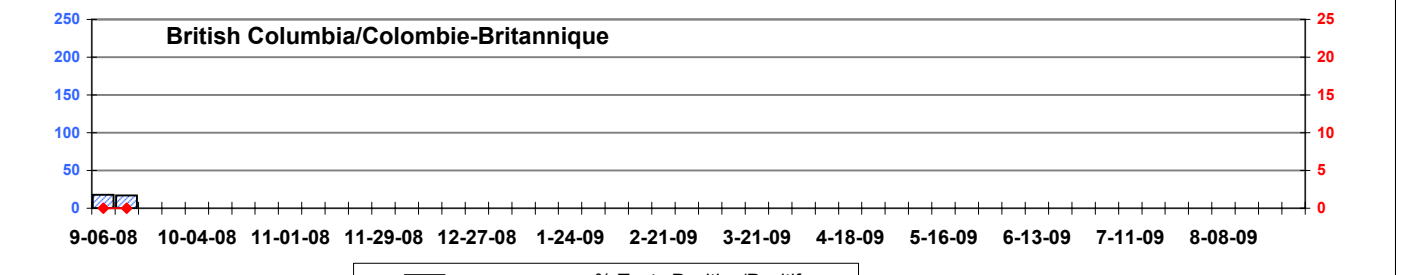
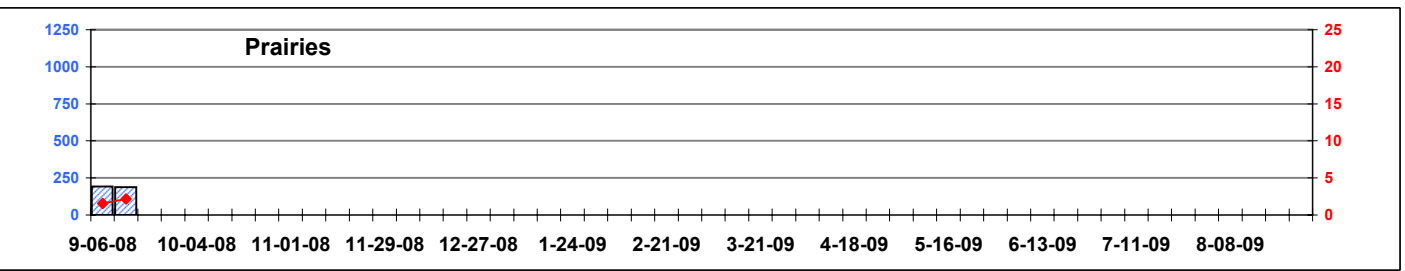
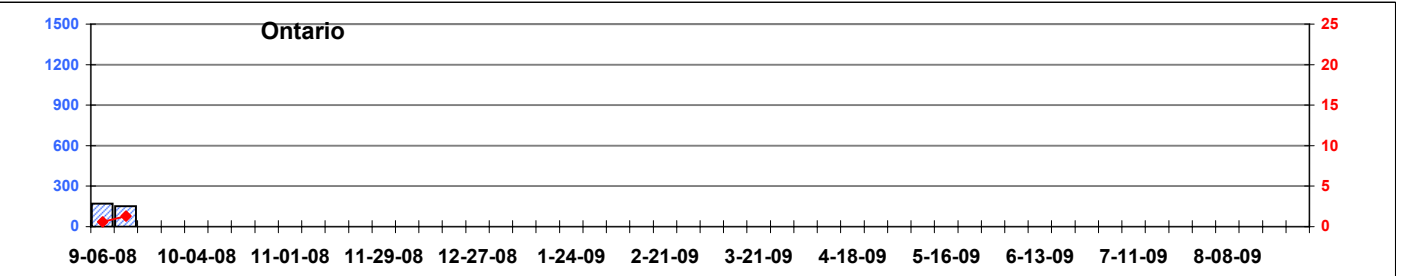
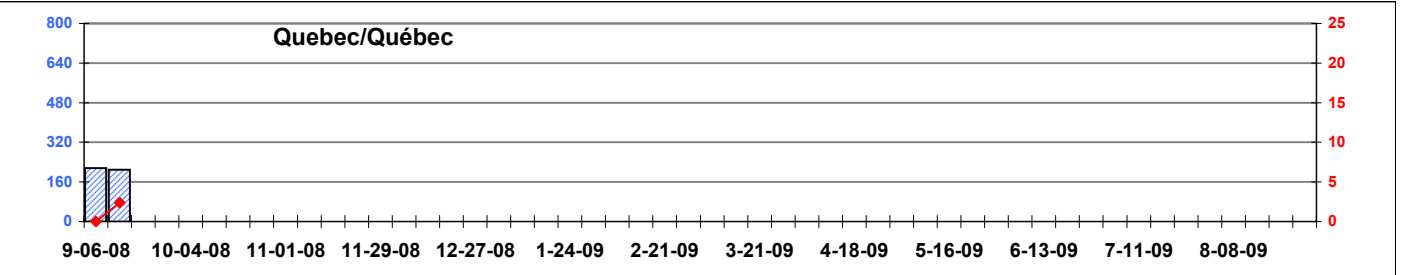
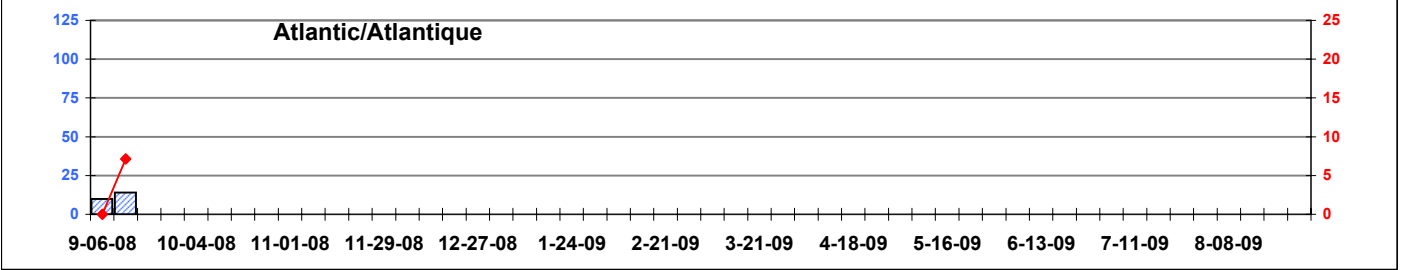
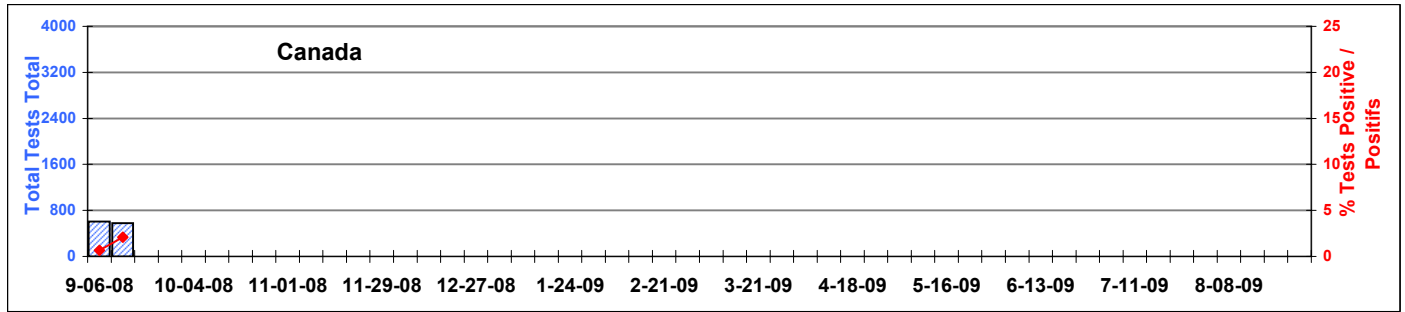




Positive RSV Tests (%) in Canada by Region by Week of Report
Détection du virus respiratoire syncytial au Canada, tests positifs (%) par région
par semaine de déclaration





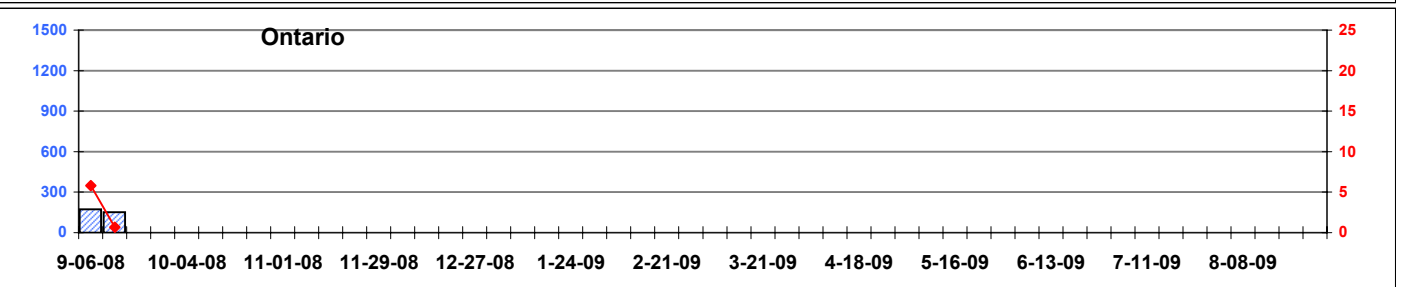
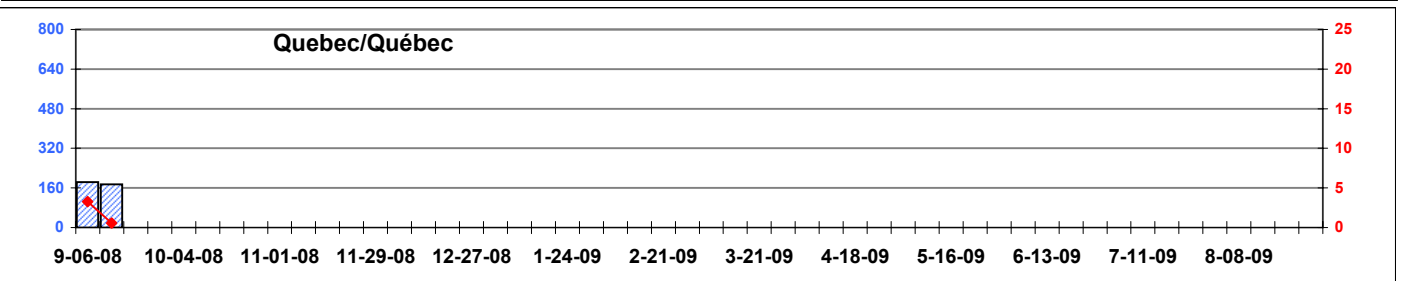
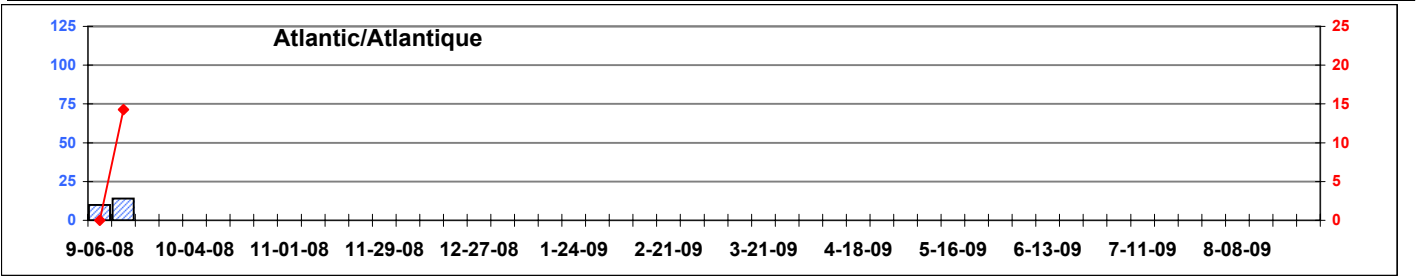
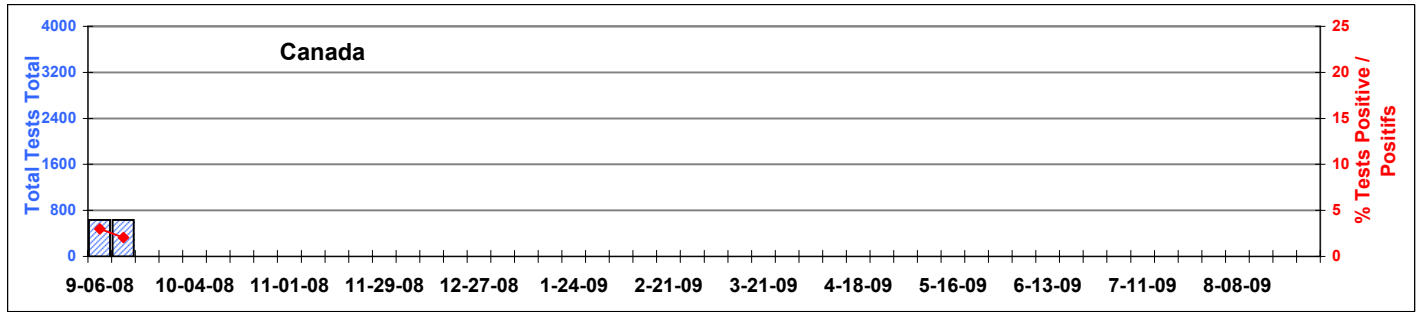
% Tests Positive/Positifs



Positive Adenovirus Tests (%) in Canada by Region by Week of Report
 Détection du virus adénovirus au Canada, tests positifs (%) par région
 par semaine de déclaration




 % Tests Positive / Positifs

Positive Parainfluenza Tests (%) in Canada by Region by Week of Report
 Détection du virus parainfluenzal au Canada, tests positifs (%) par région
 par semaine de déclaration




 % Tests Positive/Positifs