

Table 1/Tableau 1

Respiratory Virus Detections/Isolations for the week ending November 1, 2008 (Reporting Week 200844)  
 Détection/isolément de virus des voies respiratoires pour la semaine se terminant le 1 novembre 2008 (Code hebdomadaire 200844)

| Reporting Laboratory<br>Laboratoire rapporteur | Flu/Grippe<br>Test | Flu/Grippe<br>A Pos. | Flu/Grippe<br>B Pos. | R.S.V.<br>Test | R.S.V.<br>Pos. | PIV<br>Test | PIV 1<br>Pos. | PIV 2<br>Pos. | PIV 3<br>Pos. | PIV 4<br>Pos. | Other/Autre<br>PIV Pos. | Adeno<br>Test | Adeno<br>Pos. |
|--|--------------------|----------------------|----------------------|----------------|----------------|-------------|---------------|---------------|---------------|---------------|-------------------------|---------------|---------------|
| Newfoundland /Terre-Neuve                      | 8                  | 0                    | 0                    | 5              | 0              | 5           | 0             | 0             | 0             | 0             | 0                       | 4             | 0             |
| Prince Edward Island./ Ile-du-Prince-Édouard   | 1                  | 0                    | 0                    | 2              | 0              | 1           | 0             | 0             | 0             | 0             | 0                       | 1             | 0             |
| Nova Scotia/Nouvelle-Écosse                    | 16                 | 0                    | 0                    | 16             | 0              | 15          | 0             | 0             | 2             | 0             | 0                       | 15            | 0             |
| New Brunswick/Nouveau-Brunswick                | 1                  | 0                    | 0                    | 0              | 0              | 5           | 0             | 0             | 0             | 0             | 0                       | 5             | 1             |
| Atlantic/Atlantique                            | 26                 | 0                    | 0                    | 23             | 0              | 26          | 0             | 0             | 2             | 0             | 0                       | 25            | 1             |
| Région Nord-Est                                | 15                 | 0                    | 0                    | 6              | 1              | 0           | 0             | 0             | 0             | 0             | 0                       | 0             | 0             |
| Québec-Chaudière-Appalaches                    | 75                 | 0                    | 0                    | 74             | 0              | 72          | 0             | 0             | 0             | 0             | 0                       | 102           | 9             |
| Centre-du-Québec                               | 17                 | 0                    | 0                    | 17             | 0              | 5           | 0             | 0             | 0             | 0             | 0                       | 5             | 0             |
| Montréal-Laval                                 | 181                | 0                    | 0                    | 253            | 17             | 202         | 0             | 0             | 3             | 0             | 0                       | 218           | 5             |
| Ouest du Québec                                | 27                 | 2                    | 0                    | 18             | 0              | 0           | 0             | 0             | 0             | 0             | 0                       | 0             | 0             |
| Montérégie                                     | 14                 | 0                    | 1                    | 13             | 1              | 0           | 0             | 0             | 0             | 0             | 0                       | 0             | 0             |
| Province of/de Québec                          | 329                | 2                    | 1                    | 381            | 19             | 279         | 0             | 0             | 3             | 0             | 0                       | 325           | 14            |
| CHEO/HEE0 - Ottawa                             | NA                 | NA                   | NA                   | NA             | NA             | NA          | NA            | NA            | NA            | NA            | NA                      | NA            | NA            |
| Ottawa P.H.L.                                  | 6                  | 0                    | 0                    | 3              | 0              | 0           | 0             | 0             | 0             | 0             | 0                       | 0             | 0             |
| Toronto Medical Laboratory                     | 21                 | 0                    | 0                    | 21             | 1              | 21          | 0             | 0             | 0             | 0             | 0                       | 21            | 0             |
| Kingston                                       | 18                 | 0                    | 0                    | 18             | 0              | 18          | 0             | 1             | 0             | 0             | 0                       | 18            | 0             |
| C.P.H.L. - Toronto                             | 153                | 0                    | 0                    | 168            | 4              | 148         | 1             | 0             | 0             | 0             | 0                       | 148           | 0             |
| Sick Kids'Hospital - Toronto                   | 64                 | 0                    | 0                    | 64             | 0              | 64          | 0             | 0             | 0             | 0             | 0                       | 64            | 0             |
| Sunnybrook & Women's College HSC               | 20                 | 0                    | 0                    | 20             | 3              | 20          | 0             | 0             | 0             | 0             | 0                       | 20            | 0             |
| Sault Ste. Marie                               | NA                 | NA                   | NA                   | NA             | NA             | NA          | NA            | NA            | NA            | NA            | NA                      | NA            | NA            |
| Timmins  | 4                  | 0                    | 0                    | 4              | 0              | 4           | 0             | 0             | 0             | 0             | 0                       | 4             | 0             |
| St. Joseph's - London                          | 12                 | 0                    | 0                    | 12             | 0              | 12          | 0             | 0             | 1             | 0             | 0                       | 12            | 1             |
| London P.H.L.                                  | 52                 | 0                    | 0                    | 52             | 0              | 52          | 0             | 0             | 0             | 0             | 0                       | 52            | 1             |
| Orillia P.H.L.                                 | 11                 | 0                    | 0                    | 11             | 0              | 11          | 0             | 0             | 0             | 0             | 0                       | 11            | 1             |
| Windsor  | 5                  | 0                    | 0                    | 5              | 0              | 5           | 0             | 0             | 0             | 0             | 0                       | 5             | 0             |
| Thunder Bay                                    | 3                  | 0                    | 0                    | 0              | 0              | 3           | 0             | 0             | 0             | 0             | 0                       | 3             | 0             |
| Sudbury P.H.L.                                 | NA                 | NA                   | NA                   | NA             | NA             | NA          | NA            | NA            | NA            | NA            | NA                      | NA            | NA            |
| Hamilton P.H.L.                                | 0                  | 0                    | 0                    | 4              | 0              | 0           | 0             | 0             | 0             | 0             | 0                       | 0             | 0             |
| Peterborough P.H.L.                            | 18                 | 0                    | 0                    | 18             | 0              | 18          | 0             | 0             | 0             | 0             | 0                       | 18            | 0             |
| Province of/de l'Ontario                       | 387                | 0                    | 0                    | 400            | 8              | 376         | 1             | 1             | 1             | 0             | 0                       | 376           | 3             |
| Manitoba                                       | 37                 | 0                    | 0                    | 39             | 0              | 37          | 0             | 0             | 0             | 0             | 0                       | 37            | 3             |
| Regina   | 48                 | 0                    | 0                    | 48             | 0              | 48          | 0             | 0             | 0             | 0             | 0                       | 48            | 5             |
| Saskatoon                                      | 13                 | 0                    | 0                    | 11             | 0              | 13          | 0             | 0             | 0             | 0             | 1                       | 13            | 0             |
| Province of/de la Saskatchewan                 | 61                 | 0                    | 0                    | 59             | 0              | 61          | 0             | 0             | 0             | 0             | 1                       | 61            | 5             |
| Calgary  | 151                | 0                    | 0                    | 131            | 1              | 131         | 0             | 0             | 0             | 0             | 2                       | 111           | 0             |
| Edmonton                                       | 338                | 0                    | 0                    | 338            | 3              | 338         | 0             | 0             | 0             | 0             | 3                       | 187           | 3             |
| Province of/de l'Alberta                       | 489                | 0                    | 0                    | 469            | 4              | 469         | 0             | 0             | 0             | 0             | 5                       | 298           | 3             |
| Prairies                                       | 587                | 0                    | 0                    | 567            | 4              | 567         | 0             | 0             | 0             | 0             | 6                       | 396           | 11            |
| British Columbia/Colombie-Britannique          | 42                 | 0                    | 0                    | 42             | 2              | 42          | 0             | 0             | 1             | 0             | 0                       | 42            | 0             |
| CANADA   | 1371               | 2                    | 1                    | 1413           | 33             | 1290        | 1             | 1             | 7             | 0             | 6                       | 1164          | 29            |

Also available at: <http://www.phac-aspc.gc.ca/bid-bmi/dsd-dsm/rvdi-divr/index-eng.php>

Aussi disponible sur le site: <http://www.phac-aspc.gc.ca/bid-bmi/dsd-dsm/rvdi-divr/index-fra.php>

Table 2/Tableau 2

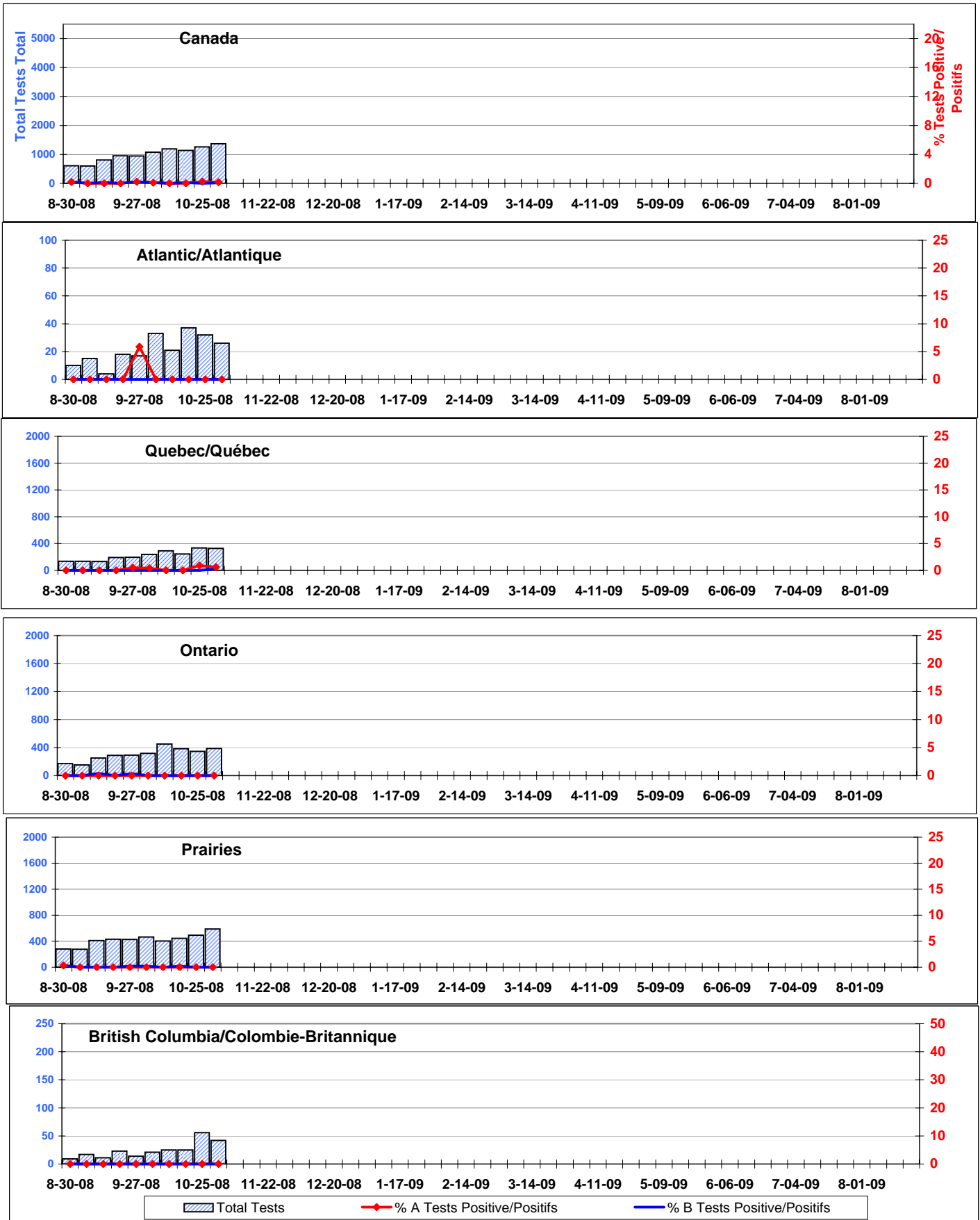
Respiratory Virus Detections/Isolations for the period August 24, 2008 - November 1, 2008  
 Détection/isolement de virus des voies respiratoires pour la période du 24 août 2008 - 1 novembre 2008  
 (Reporting Weeks / Code hebdomadaire 200835-200844)

| Reporting Laboratory<br>Laboratoire rapporteur | Flu/Grippe<br>Test | Flu/Grippe<br>A Pos. | Flu/Grippe<br>B Pos. | R.S.V.<br>Test | R.S.V.<br>Pos. | PIV<br>Test | PIV 1<br>Pos. | PIV 2<br>Pos. | PIV 3<br>Pos. | PIV 4<br>Pos. | Other/Autre<br>PIV Pos. | Adeno<br>Test | Adeno<br>Pos. |
|--|--------------------|----------------------|----------------------|----------------|----------------|-------------|---------------|---------------|---------------|---------------|-------------------------|---------------|---------------|
| Newfoundland./Terre-Neuve                      | 50                 | 0                    | 0                    | 43             | 0              | 27          | 0             | 0             | 1             | 0             | 0                       | 19            | 0             |
| Prince Edward Island./ Île-du-Prince-Édouard   | 17                 | 0                    | 0                    | 21             | 0              | 17          | 0             | 0             | 0             | 0             | 0                       | 17            | 0             |
| Nova Scotia/Nouvelle-Écosse                    | 100                | 1                    | 0                    | 100            | 6              | 97          | 0             | 0             | 7             | 0             | 0                       | 97            | 0             |
| New Brunswick/Nouveau-Brunswick                | 46                 | 0                    | 0                    | 6              | 2              | 78          | 0             | 1             | 1             | 0             | 0                       | 78            | 8             |
| Atlantic/Atlantique                            | 213                | 1                    | 0                    | 170            | 8              | 219         | 0             | 1             | 9             | 0             | 0                       | 211           | 8             |
| Région Nord-Est                                | 50                 | 0                    | 0                    | 62             | 2              | 0           | 0             | 0             | 0             | 0             | 0                       | 0             | 0             |
| Québec-Chaudière-Appalaches                    | 625                | 0                    | 0                    | 607            | 0              | 600         | 0             | 0             | 3             | 9             | 0                       | 844           | 44            |
| Centre-du-Québec                               | 95                 | 0                    | 0                    | 181            | 1              | 66          | 0             | 0             | 0             | 0             | 0                       | 67            | 2             |
| Montréal-Laval                                 | 1300               | 1                    | 0                    | 1960           | 63             | 1646        | 5             | 1             | 15            | 6             | 0                       | 1845          | 53            |
| Ouest du Québec                                | 109                | 6                    | 0                    | 111            | 2              | 0           | 0             | 0             | 0             | 0             | 0                       | 0             | 0             |
| Montérégie                                     | 54                 | 0                    | 1                    | 70             | 6              | 0           | 0             | 0             | 0             | 0             | 0                       | 0             | 0             |
| Province of/de Québec                          | 2233               | 7                    | 1                    | 2991           | 74             | 2312        | 5             | 1             | 18            | 15            | 0                       | 2756          | 99            |
| CHEO/HEEO - Ottawa                             | NA                 | NA                   | NA                   | NA             | NA             | NA          | NA            | NA            | NA            | NA            | NA                      | NA            | NA            |
| Ottawa P.H.L.                                  | 24                 | 0                    | 0                    | 21             | 0              | 0           | 0             | 0             | 0             | 0             | 0                       | 5             | 0             |
| Toronto Medical Laboratory                     | 194                | 0                    | 0                    | 194            | 3              | 194         | 0             | 1             | 1             | 0             | 0                       | 194           | 2             |
| Kingston                                       | 146                | 0                    | 0                    | 146            | 0              | 146         | 0             | 2             | 3             | 0             | 0                       | 146           | 0             |
| C.P.H.L. - Toronto                             | 1154               | 0                    | 1                    | 1207           | 17             | 1082        | 3             | 2             | 20            | 2             | 0                       | 1082          | 5             |
| Sick Kids' Hospital - Toronto                  | 496                | 0                    | 1                    | 496            | 6              | 496         | 0             | 0             | 8             | 0             | 0                       | 496           | 8             |
| Sunnybrook & Women's College HSC               | 126                | 0                    | 0                    | 126            | 3              | 126         | 0             | 0             | 0             | 0             | 0                       | 126           | 0             |
| Sault Ste. Marie                               | 9                  | 0                    | 0                    | 9              | 0              | 9           | 0             | 0             | 0             | 0             | 0                       | 9             | 0             |
| Timmins  | 35                 | 0                    | 0                    | 35             | 0              | 35          | 0             | 0             | 1             | 0             | 0                       | 35            | 0             |
| St.Joseph's-London                             | 84                 | 0                    | 0                    | 108            | 0              | 189         | 0             | 0             | 3             | 0             | 1                       | 108           | 2             |
| London P.H.L.                                  | 297                | 0                    | 0                    | 297            | 0              | 297         | 0             | 2             | 4             | 0             | 0                       | 297           | 5             |
| Orillia P.H.L.                                 | 186                | 0                    | 0                    | 186            | 1              | 186         | 2             | 0             | 1             | 0             | 0                       | 186           | 6             |
| Windsor  | 44                 | 0                    | 0                    | 44             | 0              | 44          | 0             | 0             | 0             | 0             | 0                       | 44            | 0             |
| Thunder Bay                                    | 21                 | 0                    | 0                    | 17             | 1              | 21          | 0             | 1             | 1             | 0             | 0                       | 21            | 0             |
| Sudbury P.H.L.                                 | 24                 | 0                    | 0                    | 24             | 0              | 24          | 0             | 0             | 8             | 0             | 0                       | 26            | 0             |
| Hamilton P.H.L.                                | 50                 | 0                    | 0                    | 63             | 1              | 50          | 0             | 0             | 0             | 0             | 0                       | 50            | 10            |
| Peterborough P.H.L.                            | 150                | 0                    | 0                    | 150            | 0              | 150         | 0             | 0             | 2             | 0             | 0                       | 147           | 0             |
| Province of/de l'Ontario                       | 3040               | 0                    | 2                    | 3123           | 32             | 3049        | 5             | 8             | 52            | 2             | 1                       | 2972          | 38            |
| Manitoba                                       | 389                | 0                    | 0                    | 396            | 1              | 378         | 0             | 0             | 2             | 0             | 0                       | 378           | 13            |
| Regina   | 427                | 0                    | 0                    | 427            | 3              | 427         | 0             | 0             | 8             | 0             | 0                       | 427           | 19            |
| Saskatoon                                      | 185                | 0                    | 0                    | 152            | 0              | 185         | 0             | 0             | 0             | 0             | 2                       | 185           | 4             |
| Province of/de la Saskatchewan                 | 612                | 0                    | 0                    | 579            | 3              | 612         | 0             | 0             | 8             | 0             | 2                       | 612           | 23            |
| Calgary  | 1067               | 1                    | 2                    | 861            | 1              | 865         | 0             | 0             | 0             | 0             | 13                      | 839           | 3             |
| Edmonton                                       | 2149               | 0                    | 2                    | 2145           | 59             | 2151        | 0             | 0             | 0             | 0             | 18                      | 1192          | 26            |
| Province of/de l'Alberta                       | 3216               | 1                    | 4                    | 3006           | 60             | 3016        | 0             | 0             | 0             | 0             | 31                      | 2031          | 29            |
| Prairies                                       | 4217               | 1                    | 4                    | 3981           | 64             | 4006        | 0             | 0             | 10            | 0             | 33                      | 3021          | 65            |
| British Columbia/Colombie-Britannique          | 243                | 0                    | 0                    | 243            | 2              | 243         | 0             | 0             | 1             | 0             | 0                       | 243           | 0             |
| CANADA   | 9946               | 9                    | 7                    | 10508          | 180            | 9829        | 10            | 10            | 90            | 17            | 34                      | 9203          | 210           |


Also available at: <http://www.phac-aspc.gc.ca/bid-bmi/dsd-dsm/rvdi-divr/index-eng.php>

Aussi disponible sur le site: <http://www.phac-aspc.gc.ca/bid-bmi/dsd-dsm/rvdi-divr/index-fra.php>

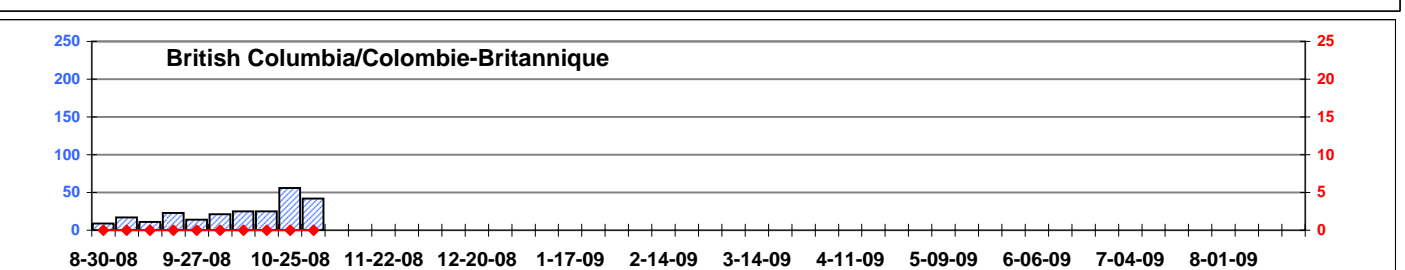
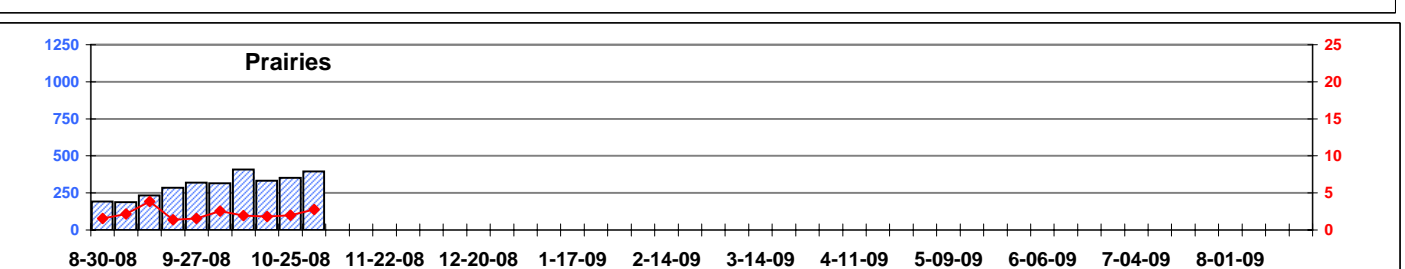

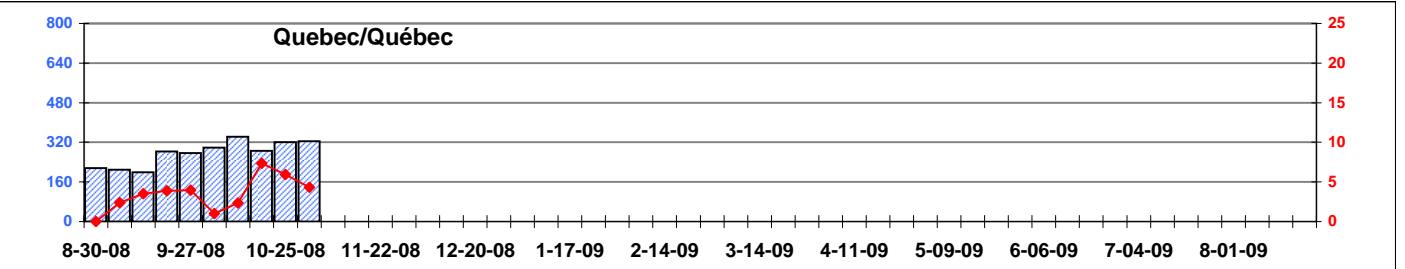
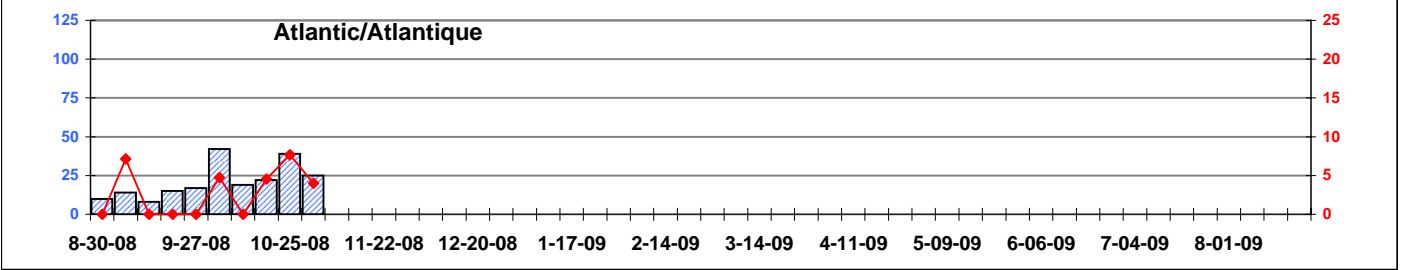

Positive Influenza Tests (%) in Canada by Region by Week of Report  
 Détection du virus grippal au Canada, tests positifs (%) par région  
 par semaine de déclaration



Positive RSV Tests (%) in Canada by Region by Week of Report  
 Détection du virus respiratoire syncytial au Canada, tests positifs (%) par région  
 par semaine de déclaration

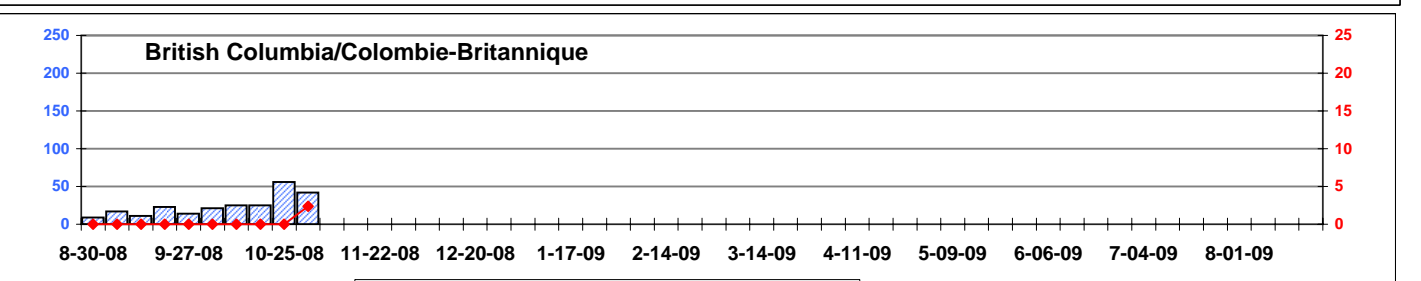
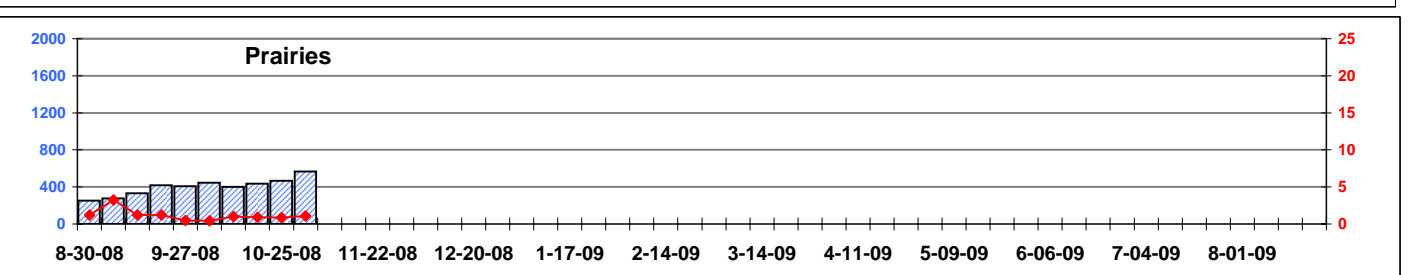
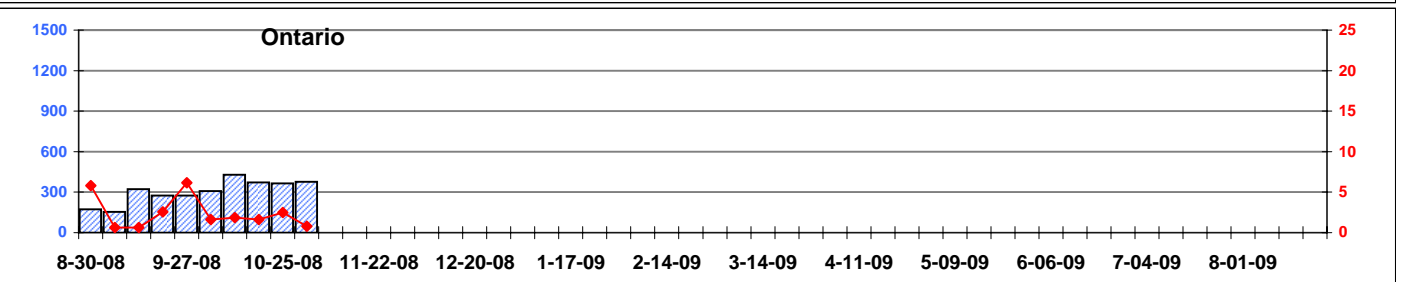
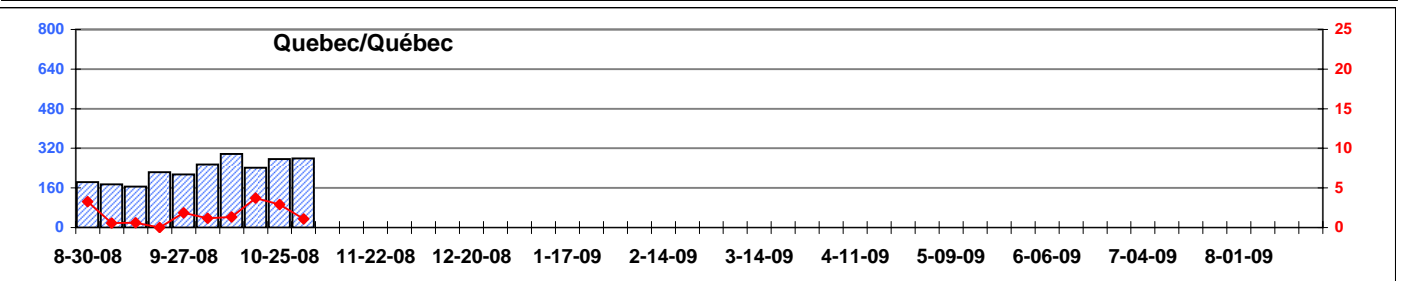
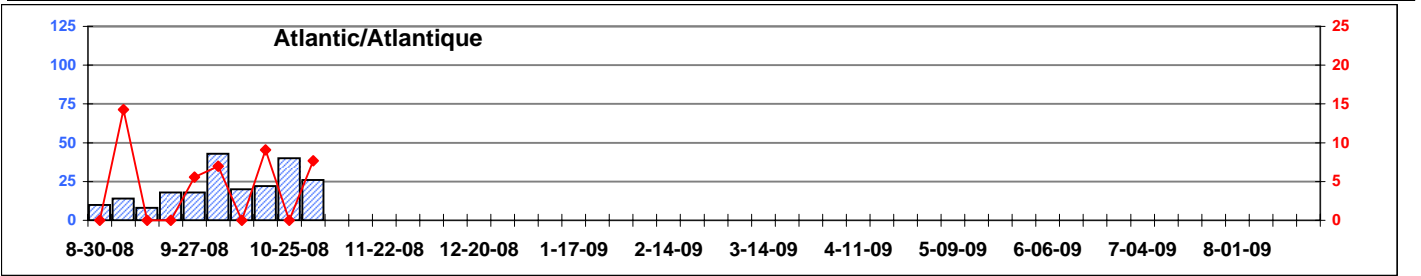



Positive Adenovirus Tests (%) in Canada by Region by Week of Report  
 Détection du virus adénovirus au Canada, tests positifs (%) par région  
 par semaine de déclaration



Total Tests
  % Tests Positive / Positifs

Positive Parainfluenza Tests (%) in Canada by Region by Week of Report  
 Détection du virus parainfluenzal au Canada, tests positifs (%) par région  
 par semaine de déclaration



Total Tests
  % Tests Positive/Positifs