

Table 1/Tableau 1
 Respiratory Virus Detections/Isolations for the week ending March 5, 2011 (Reporting Week 201009)
 Détection/isolement de virus des voies respiratoires pour la semaine se terminant le 5 mars 2011 (Code hebdomadaire 201009)

| Reporting Laboratory Laboratoire rapporteur | Flu/Grippe Test | Flu/Grippe H1N1 (2009) | Flu/Grippe AH1 Pos. | Flu/Grippe AH3 Pos. | Flu/Grippe A Pos.(all) | Flu/Grippe B Pos. | R.S.V. Test | R.S.V. Pos. | PIV Test | PIV 1 Pos. | PIV 2 Pos. | PIV 3 Pos. | PIV 4 Pos. | Other/Autre PIV Pos. | Adeno Test | Adeno Pos. | hMPV Test | hMPV Pos. | Rhino Test | Rhino Pos. | Coron Test | Coron Pos. |
|--|--------------------|---------------------------|------------------------|------------------------|---------------------------|----------------------|----------------|----------------|-------------|---------------|---------------|---------------|---------------|-------------------------|---------------|---------------|--------------|--------------|---------------|---------------|---------------|---------------|
| Newfoundland./Terre-Neuve | 54 | 0 | 0 | 16 | 25 | 0 | 19 | 0 | 21 | 0 | 0 | 0 | 0 | 0 | 14 | 0 | 0 | 0 | 0 | 0 | 0 | 0 |
| Prince Edward Island./ Île-du-Prince-Édouard | 38 | 4 | 0 | 13 | 17 | 0 | 19 | 11 | 2 | 0 | 0 | 0 | 0 | 0 | 2 | 0 | 2 | 0 | 0 | 0 | 2 | 1 |
| Nova Scotia/Nouvelle-Écosse | 94 | 1 | 0 | 0 | 27 | 1 | 94 | 15 | 26 | 0 | 0 | 2 | 0 | 0 | 26 | 0 | 26 | 1 | 26 | 0 | 26 | 3 |
| New Brunswick/Nouveau-Brunswick | 279 | 9 | 0 | 81 | 92 | 5 | 17 | 7 | 65 | 0 | 0 | 2 | 0 | 0 | 65 | 0 | 0 | 0 | 0 | 0 | 0 | 0 |
| Atlantic/Atlantique | 465 | 14 | 0 | 110 | 161 | 6 | 149 | 33 | 114 | 0 | 0 | 4 | 0 | 0 | 107 | 0 | 28 | 1 | 26 | 0 | 28 | 4 |
| Région Nord-Est | 170 | 0 | 0 | 0 | 24 | 8 | 51 | 16 | 0 | 0 | 0 | 0 | 0 | 0 | 0 | 0 | 0 | 0 | 0 | 0 | 0 | 0 |
| Québec-Chaudière-Appalaches | 546 | 0 | 0 | 0 | 72 | 29 | 347 | 59 | 288 | 1 | 0 | 5 | 1 | 0 | 292 | 6 | 0 | 0 | 0 | 0 | 0 | 0 |
| Centre-du-Québec | 398 | 1 | 0 | 27 | 48 | 0 | 131 | 41 | 20 | 0 | 0 | 0 | 0 | 0 | 20 | 0 | 0 | 0 | 0 | 0 | 0 | 0 |
| Montréal-Laval | 536 | 0 | 0 | 13 | 46 | 15 | 408 | 67 | 348 | 0 | 2 | 10 | 0 | 0 | 363 | 11 | 295 | 16 | 0 | 0 | 217 | 15 |
| Ouest du Québec | 90 | 0 | 0 | 0 | 4 | 0 | 51 | 24 | 0 | 0 | 0 | 0 | 0 | 0 | 0 | 0 | 0 | 0 | 0 | 0 | 0 | 0 |
| Montérégie | 58 | 0 | 0 | 0 | 3 | 0 | 43 | 14 | 0 | 0 | 0 | 0 | 0 | 0 | 0 | 0 | 0 | 0 | 0 | 0 | 0 | 0 |
| Province of/de Québec | 1798 | 1 | 0 | 40 | 197 | 52 | 1031 | 221 | 656 | 1 | 2 | 15 | 1 | 0 | 675 | 17 | 295 | 16 | 0 | 0 | 217 | 15 |
| Ottawa P.H.L. | 36 | 1 | 0 | 9 | 10 | 0 | 12 | 0 | 0 | 0 | 0 | 0 | 0 | 0 | 0 | 0 | 0 | 0 | 0 | 0 | 0 | 0 |
| CHEO/HEEO - Ottawa | 174 | 0 | 0 | 0 | 20 | 2 | 174 | 31 | 174 | 0 | 0 | 1 | 0 | 0 | 174 | 6 | 174 | 22 | 174 | 0 | 174 | 0 |
| Kingston | 87 | 0 | 0 | 12 | 26 | 2 | 85 | 9 | 53 | 1 | 1 | 1 | 0 | 0 | 53 | 1 | 0 | 0 | 53 | 0 | 0 | 0 |
| Toronto Medical Laboratory | 0 | 0 | 0 | 0 | 0 | 0 | 0 | 0 | 0 | 0 | 0 | 0 | 0 | 0 | 0 | 0 | 0 | 0 | 0 | 0 | 0 | 0 |
| C.P.H.L. - Toronto | 763 | 6 | 0 | 37 | 83 | 21 | 539 | 41 | 505 | 2 | 2 | 13 | 1 | 0 | 505 | 2 | 256 | 23 | 505 | 17 | 256 | 15 |
| Sick Kids/Hospital - Toronto | 157 | 0 | 0 | 0 | 4 | 11 | 157 | 31 | 157 | 0 | 0 | 2 | 0 | 0 | 157 | 0 | 157 | 9 | 0 | 0 | 0 | 0 |
| Sunnybrook & Women's College HSC | 52 | 1 | 0 | 2 | 3 | 2 | 52 | 0 | 52 | 0 | 0 | 0 | 0 | 0 | 52 | 0 | 52 | 1 | 52 | 0 | 52 | 2 |
| Sault Ste. Marie | 23 | 0 | 0 | 0 | 0 | 0 | 0 | 0 | 0 | 0 | 0 | 0 | 0 | 0 | 0 | 0 | 0 | 0 | 0 | 0 | 0 | 0 |
| Timmins | 90 | 9 | 0 | 13 | 23 | 3 | 27 | 1 | 27 | 0 | 0 | 0 | 0 | 0 | 27 | 0 | 0 | 0 | 27 | 0 | 0 | 0 |
| St. Joseph's - London | 97 | 0 | 0 | 0 | 6 | 2 | 97 | 26 | 97 | 0 | 0 | 3 | 0 | 0 | 97 | 0 | 97 | 11 | 97 | 2 | 97 | 3 |
| London P.H.L. | 202 | 0 | 0 | 0 | 7 | 2 | 229 | 48 | 172 | 0 | 0 | 1 | 0 | 0 | 172 | 0 | 0 | 0 | 0 | 0 | 0 | 0 |
| Orillia P.H.L. | 99 | 0 | 0 | 0 | 0 | 0 | 99 | 14 | 99 | 0 | 0 | 1 | 0 | 0 | 99 | 0 | 0 | 0 | 0 | 0 | 0 | 0 |
| Windsor | 0 | 0 | 0 | 0 | 0 | 0 | 0 | 0 | 0 | 0 | 0 | 0 | 0 | 0 | 0 | 0 | 0 | 0 | 0 | 0 | 0 | 0 |
| Thunder Bay | 22 | 0 | 0 | 0 | 0 | 0 | 3 | 1 | 22 | 0 | 0 | 0 | 0 | 0 | 22 | 0 | 22 | 0 | 22 | 0 | 22 | 0 |
| Sudbury P.H.L. | 23 | 0 | 0 | 0 | 0 | 2 | 23 | 6 | 23 | 0 | 0 | 1 | 0 | 0 | 23 | 0 | 0 | 0 | 0 | 0 | 0 | 0 |
| Hamilton P.H.L. | 146 | 0 | 0 | 0 | 28 | 2 | 27 | 5 | 0 | 0 | 0 | 0 | 0 | 0 | 0 | 0 | 0 | 0 | 0 | 0 | 0 | 0 |
| Peterborough P.H.L. | 48 | 0 | 0 | 0 | 1 | 0 | 48 | 6 | 45 | 0 | 0 | 2 | 0 | 0 | 45 | 1 | 0 | 0 | 45 | 0 | 0 | 0 |
| Province of/de l'Ontario | 2019 | 17 | 0 | 73 | 211 | 49 | 1572 | 219 | 1426 | 3 | 3 | 25 | 1 | 0 | 1426 | 10 | 758 | 66 | 975 | 19 | 601 | 20 |
| Manitoba | 196 | 0 | 0 | 0 | 3 | 0 | 164 | 57 | 94 | 0 | 0 | 5 | 0 | 1 | 94 | 3 | 94 | 0 | 94 | 0 | 0 | 0 |
| Regina | 181 | 0 | 0 | 34 | 34 | 0 | 181 | 31 | 181 | 0 | 2 | 0 | 0 | 0 | 181 | 2 | 181 | 4 | 18 | 4 | 18 | 0 |
| Saskatoon | 75 | 0 | 0 | 0 | 4 | 2 | 75 | 29 | 75 | 0 | 0 | 0 | 0 | 0 | 75 | 2 | 69 | 0 | 0 | 0 | 0 | 0 |
| Province of/de la Saskatchewan | 256 | 0 | 0 | 34 | 38 | 2 | 256 | 60 | 256 | 0 | 2 | 0 | 0 | 0 | 256 | 4 | 250 | 4 | 18 | 4 | 18 | 0 |
| Province of/de l'Alberta | 487 | 19 | 0 | 28 | 51 | 27 | 487 | 125 | 487 | 27 | 0 | 0 | 0 | 0 | 487 | 16 | 487 | 4 | 487 | 50 | 487 | 14 |
| Prairies | 939 | 19 | 0 | 62 | 92 | 29 | 907 | 242 | 837 | 27 | 2 | 5 | 0 | 1 | 837 | 23 | 831 | 8 | 599 | 54 | 505 | 14 |
| British Columbia/Colombie-Britannique | 291 | 8 | 0 | 32 | 53 | 20 | 291 | 42 | 291 | 0 | 0 | 2 | 0 | 0 | 291 | 0 | 291 | 1 | 291 | 23 | 291 | 25 |
| CANADA | 5512 | 59 | 0 | 317 | 714 | 156 | 3950 | 757 | 3324 | 31 | 7 | 51 | 2 | 1 | 3336 | 50 | 2203 | 92 | 1891 | 96 | 1642 | 78 |

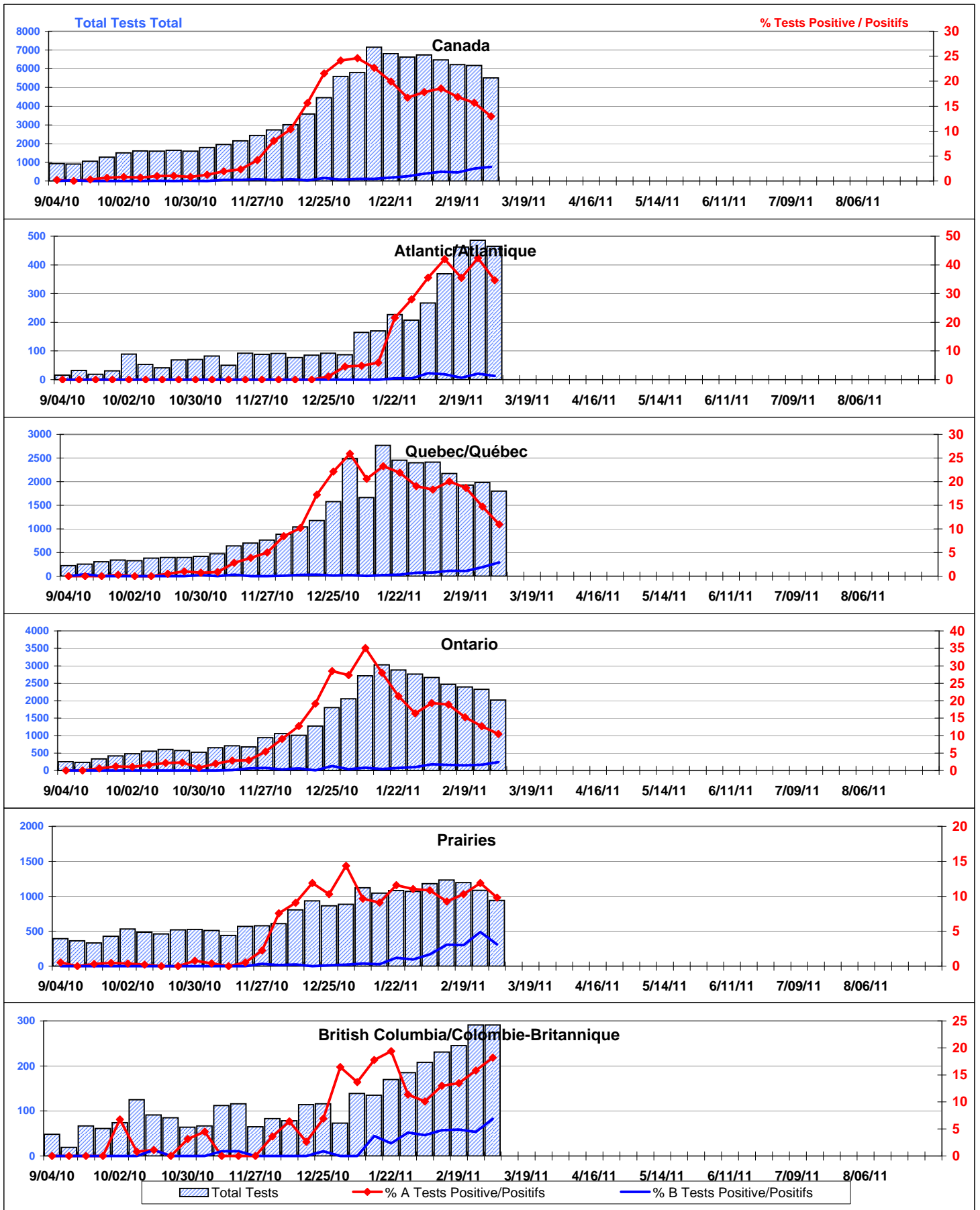
Also available at: <http://www.phac-aspc.gc.ca/bid-bmi/dsd-dsm/rvdi-divr/index-eng.php>
 Aussi disponible sur le site: <http://www.phac-aspc.gc.ca/bid-bmi/dsd-dsm/rvdi-divr/index-fra.php>

Table 2/Tableau 2
 Respiratory Virus Detections/Isolations for the period August 29, 2010 - March 5, 2011
 Détection/isolement de virus des voies respiratoires pour la période du 29 août 2010 - 5 mars 2011
 (Reporting Weeks / Code hebdomadaire 201035-201009)

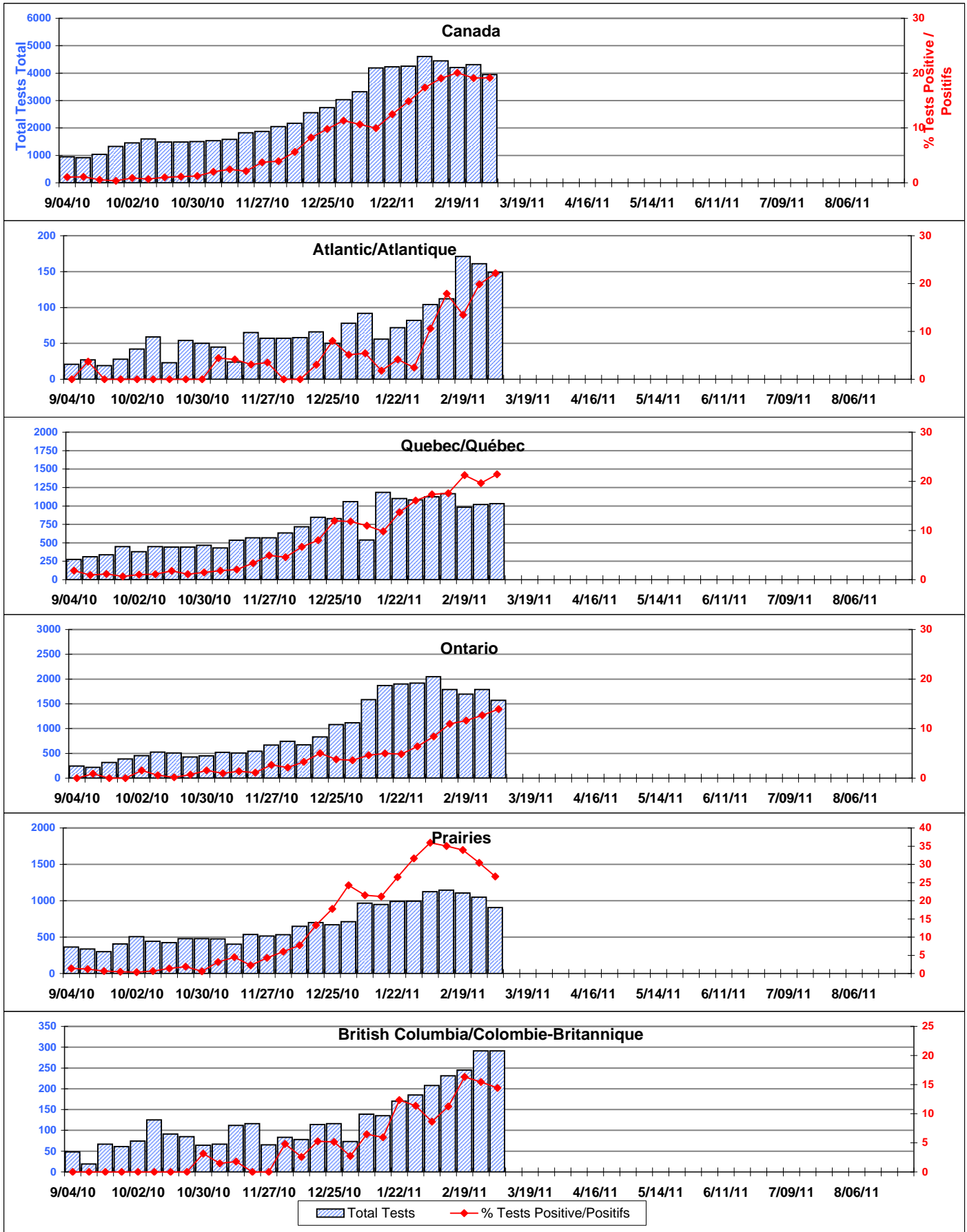
| Reporting Laboratory Laboratoire rapporteur | Flu/Grippe Test | Flu/Grippe H1N1 (2009) | Flu/Grippe AH1 Pos. | Flu/Grippe AH3 Pos. | Flu/Grippe A Pos.(all) | Flu/Grippe B Pos. | R.S.V. Test | R.S.V. Pos. | PIV Test | PIV 1 Pos. | PIV 2 Pos. | PIV 3 Pos. | PIV 4 Pos. | Other/Autre PIV Pos. | Adeno Test | Adeno Pos. | hMPV Test | hMPV Pos. | Rhino Test | Rhino Pos. | Coron Test | Coron Pos. |
|--|--------------------|---------------------------|------------------------|------------------------|---------------------------|----------------------|----------------|----------------|-------------|---------------|---------------|---------------|---------------|-------------------------|---------------|---------------|--------------|--------------|---------------|---------------|---------------|---------------|
| Newfoundland./Terre-Neuve | 516 | 3 | 0 | 58 | 70 | 1 | 238 | 9 | 164 | 0 | 0 | 6 | 0 | 0 | 148 | 2 | 0 | 0 | 0 | 0 | 0 | 0 |
| Prince Edward Island./ Île-du-Prince-Édouard | 278 | 13 | 0 | 38 | 53 | 2 | 110 | 29 | 21 | 0 | 0 | 2 | 0 | 0 | 29 | 4 | 2 | 0 | 0 | 0 | 2 | 1 |
| Nova Scotia/Nouvelle-Écosse | 1042 | 8 | 0 | 27 | 142 | 2 | 1087 | 72 | 387 | 18 | 3 | 22 | 1 | 0 | 387 | 4 | 195 | 1 | 195 | 10 | 195 | 16 |
| New Brunswick/Nouveau-Brunswick | 2146 | 147 | 0 | 449 | 646 | 29 | 387 | 38 | 532 | 0 | 0 | 10 | 0 | 0 | 572 | 9 | 21 | 0 | 100 | 0 | 21 | 0 |
| Atlantic/Atlantique | 3982 | 171 | 0 | 572 | 911 | 34 | 1822 | 148 | 1104 | 18 | 3 | 40 | 1 | 0 | 1136 | 19 | 218 | 1 | 295 | 10 | 218 | 17 |
| Région Nord-Est | 2632 | 0 | 0 | 0 | 415 | 41 | 397 | 62 | 0 | 0 | 0 | 0 | 0 | 0 | 0 | 0 | 0 | 0 | 0 | 0 | 0 | 0 |
| Québec-Chaudière-Appalaches | 7149 | 0 | 0 | 8 | 987 | 79 | 5312 | 362 | 4636 | 2 | 3 | 78 | 23 | 0 | 4706 | 201 | 1802 | 4 | 0 | 0 | 81 | 4 |
| Centre-du-Québec | 6386 | 8 | 0 | 433 | 1344 | 24 | 2274 | 348 | 515 | 0 | 0 | 7 | 6 | 0 | 514 | 8 | 198 | 2 | 0 | 0 | 0 | 0 |
| Montréal-Laval | 12689 | 24 | 0 | 360 | 1813 | 57 | 9628 | 937 | 8106 | 3 | 22 | 79 | 8 | 0 | 8317 | 228 | 5122 | 75 | 0 | 0 | 4239 | 197 |
| Ouest du Québec | 2025 | 0 | 0 | 4 | 403 | 7 | 764 | 170 | 0 | 0 | 0 | 0 | 0 | 0 | 0 | 0 | 0 | 0 | 0 | 0 | 0 | 0 |
| Montérégie | 1493 | 0 | 0 | 9 | 220 | 0 | 585 | 130 | 0 | 0 | 0 | 0 | 0 | 0 | 0 | 0 | 0 | 0 | 0 | 0 | 0 | 0 |
| Province of/de Québec | 32374 | 32 | 0 | 814 | 5182 | 208 | 18960 | 2009 | 13257 | 5 | 25 | 164 | 37 | 0 | 13537 | 437 | 7122 | 81 | 0 | 0 | 4320 | 201 |
| Ottawa P.H.L. | 1222 | 33 | 0 | 389 | 461 | 2 | 238 | 18 | 131 | 0 | 0 | 0 | 0 | 0 | 131 | 1 | 131 | 0 | 131 | 0 | 131 | 0 |
| CHEO/HEEO - Ottawa | 1498 | 0 | 0 | 0 | 148 | 8 | 1498 | 149 | 1433 | 0 | 1 | 5 | 0 | 0 | 1433 | 16 | 1433 | 51 | 1433 | 0 | 1433 | 0 |
| Kingston | 877 | 3 | 0 | 130 | 153 | 8 | 842 | 33 | 753 | 1 | 6 | 10 | 0 | 0 | 753 | 10 | 21 | 0 | 733 | 31 | 0 | 0 |
| Toronto Medical Laboratory | 3268 | 36 | 0 | 13 | 413 | 17 | 539 | 52 | 344 | 0 | 0 | 2 | 3 | 0 | 344 | 1 | 344 | 3 | 344 | 19 | 344 | 7 |
| C.P.H.L. - Toronto | 16132 | 171 | 0 | 1599 | 3394 | 164 | 11180 | 487 | 10555 | 20 | 37 | 62 | 27 | 0 | 10555 | 56 | 4620 | 84 | 10071 | 578 | 3711 | 224 |
| Sick Kids/Hospital - Toronto | 3011 | 0 | 0 | 0 | 238 | 74 | 3011 | 303 | 3011 | 0 | 1 | 15 | 0 | 7 | 3011 | 10 | 3011 | 53 | 0 | 0 | 0 | 0 |
| Sunnybrook & Women's College HSC | 1074 | 3 | 0 | 119 | 125 | 8 | 1074 | 16 | 1074 | 1 | 2 | 4 | 8 | 0 | 1074 | 0 | 1074 | 13 | 1024 | 66 | 1024 | 32 |
| Sault Ste. Marie | 314 | 0 | 0 | 0 | 1 | 0 | 291 | 10 | 291 | 0 | 0 | 1 | 0 | 0 | 291 | 2 | 4 | 0 | 286 | 4 | 1 | 0 |
| Timmins | 931 | 10 | 0 | 79 | 201 | 6 | 275 | 10 | 275 | 0 | 1 | 1 | 0 | 0 | 275 | 2 | 8 | 0 | 268 | 6 | 0 | 0 |
| St. Joseph's - London | 1347 | 1 | 0 | 14 | 229 | 11 | 1347 | 94 | 1347 | 5 | 4 | 21 | 3 | 0 | 1347 | 20 | 1347 | 41 | 2235 | 146 | 2235 | 69 |
| London P.H.L. | 3111 | 0 | 0 | 0 | 273 | 22 | 3088 | 237 | 2490 | 8 | 10 | 19 | 0 | 0 | 2490 | 18 | 0 | 0 | 66 | 1 | 0 | 0 |
| Orillia P.H.L. | 1329 | 0 | 0 | 0 | 69 | 3 | 1329 | 77 | 1329 | 5 | 2 | 11 | 0 | 0 | 1329 | 9 | 0 | 0 | 0 | 0 | 0 | 0 |
| Windsor | 6 | 0 | 0 | 0 | 0 | 0 | 6 | 0 | 6 | 0 | 0 | 0 | 0 | 0 | 6 | 0 | 0 | 0 | 2 | 0 | 0 | 0 |
| Thunder Bay | 354 | 0 | 0 | 0 | 12 | 0 | 103 | 19 | 354 | 0 | 0 | 7 | 0 | 0 | 354 | 6 | 329 | 0 | 343 | 0 | 328 | 0 |
| Sudbury P.H.L. | 260 | 0 | 0 | 0 | 19 | 4 | 263 | 17 | 260 | 0 | 1 | 6 | 0 | 0 | 271 | 2 | 0 | 0 | 233 | 3 | 0 | 0 |
| Hamilton P.H.L. | 1746 | 0 | 0 | 4 | 593 | 14 | 420 | 60 | 0 | 0 | 0 | 0 | 0 | 0 | 0 | 0 | 0 | 0 | 0 | 0 | 0 | 0 |
| Peterborough P.H.L. | 937 | 0 | 0 | 3 | 89 | 5 | 867 | 30 | 762 | 1 | 2 | 5 | 0 | 0 | 769 | 24 | 0 | 0 | 730 | 8 | 0 | 0 |
| Province of/de l'Ontario | 37417 | 257 | 0 | 2350 | 6418 | 346 | 26371 | 1612 | 24415 | 41 | 67 | 169 | 41 | 7 | 24433 | 177 | 12322 | 245 | 17899 | 862 | 9207 | 332 |
| Manitoba | 4556 | 1 | 0 | 56 | 508 | 0 | 2614 | 480 | 2040 | 0 | 4 | 39 | 0 | 1 | 2064 | 38 | 118 | 0 | 1955 | 2 | 0 | 0 |
| Regina | 2771 | 23 | 0 | 182 | 228 | 4 | 2734 | 470 | 2734 | 3 | 6 | 127 | 4 | 0 | 2734 | 73 | 2734 | 5 | 197 | 66 | 277 | 27 |
| Saskatoon | 1047 | 0 | 0 | 0 | 31 | 10 | 1010 | 213 | 1052 | 0 | 6 | 0 | 0 | 42 | 1052 | 21 | 955 | 2 | 0 | 0 | 0 | 0 |
| Province of/de la Saskatchewan | 3818 | 23 | 0 | 182 | 259 | 14 | 3744 | 683 | 3786 | 3 | 12 | 127 | 4 | 42 | 3786 | 94 | 3689 | 7 | 197 | 66 | 277 | 27 |
| Province of/de l'Alberta | 11799 | 172 | 0 | 544 | 741 | 200 | 11799 | 2133 | 11799 | 588 | 0 | 0 | 0 | 0 | 11799 | 331 | 11799 | 38 | 11799 | 2179 | 11799 | 382 |
| Prairies | 20173 | 196 | 0 | 782 | 1508 | 214 | 18157 | 3296 | 17625 | 591 | 16 | 166 | 4 | 43 | 17649 | 463 | 15606 | 45 | 13951 | 2247 | 12076 | 409 |
| British Columbia/Colombie-Britannique | 3353 | 103 | 0 | 130 | 323 | 85 | 3353 | 255 | 3353 | 7 | 6 | 80 | 36 | 0 | 3353 | 42 | 3353 | 19 | 3335 | 692 | 3335 | 175 |
| CANADA | 97299 | 759 | 0 | 4648 | 14342 | 887 | 68663 | 7320 | 59754 | 662 | 117 | 619 | 119 | 50 | 60108 | 1138 | 38621 | 391 | 35480 | 3811 | 29156 | 1134 |

Also available at: <http://www.phac-aspc.gc.ca/bid-bmi/dsd-dsm/rvdi-divr/index-eng.php>
 Aussi disponible sur le site: <http://www.phac-aspc.gc.ca/bid-bmi/dsd-dsm/rvdi-divr/index-fra.php>

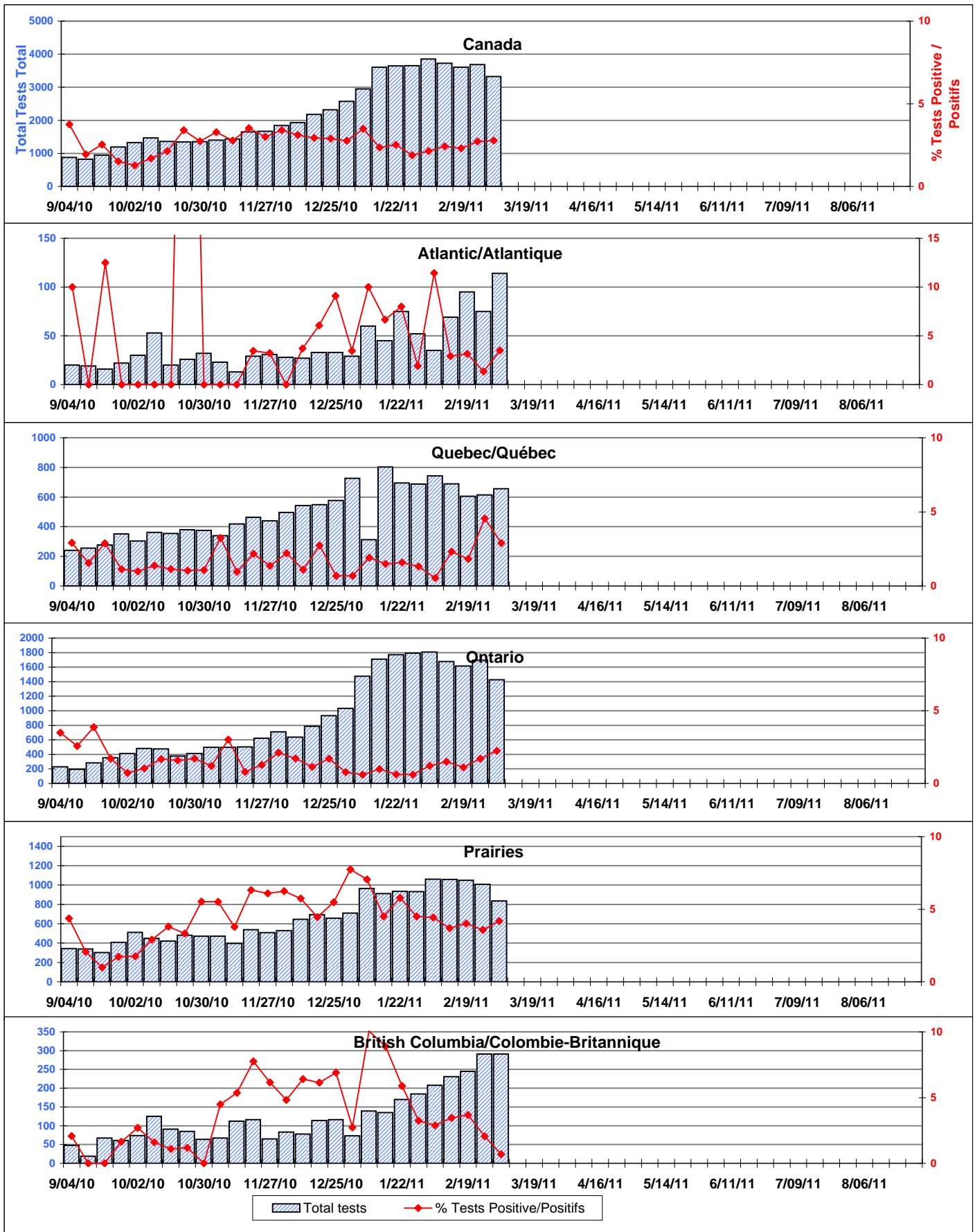
Positive Influenza Tests (%) in Canada by Region by Week of Report
 Détection du virus grippal au Canada, tests positifs (%) par région et par semaine de déclaration



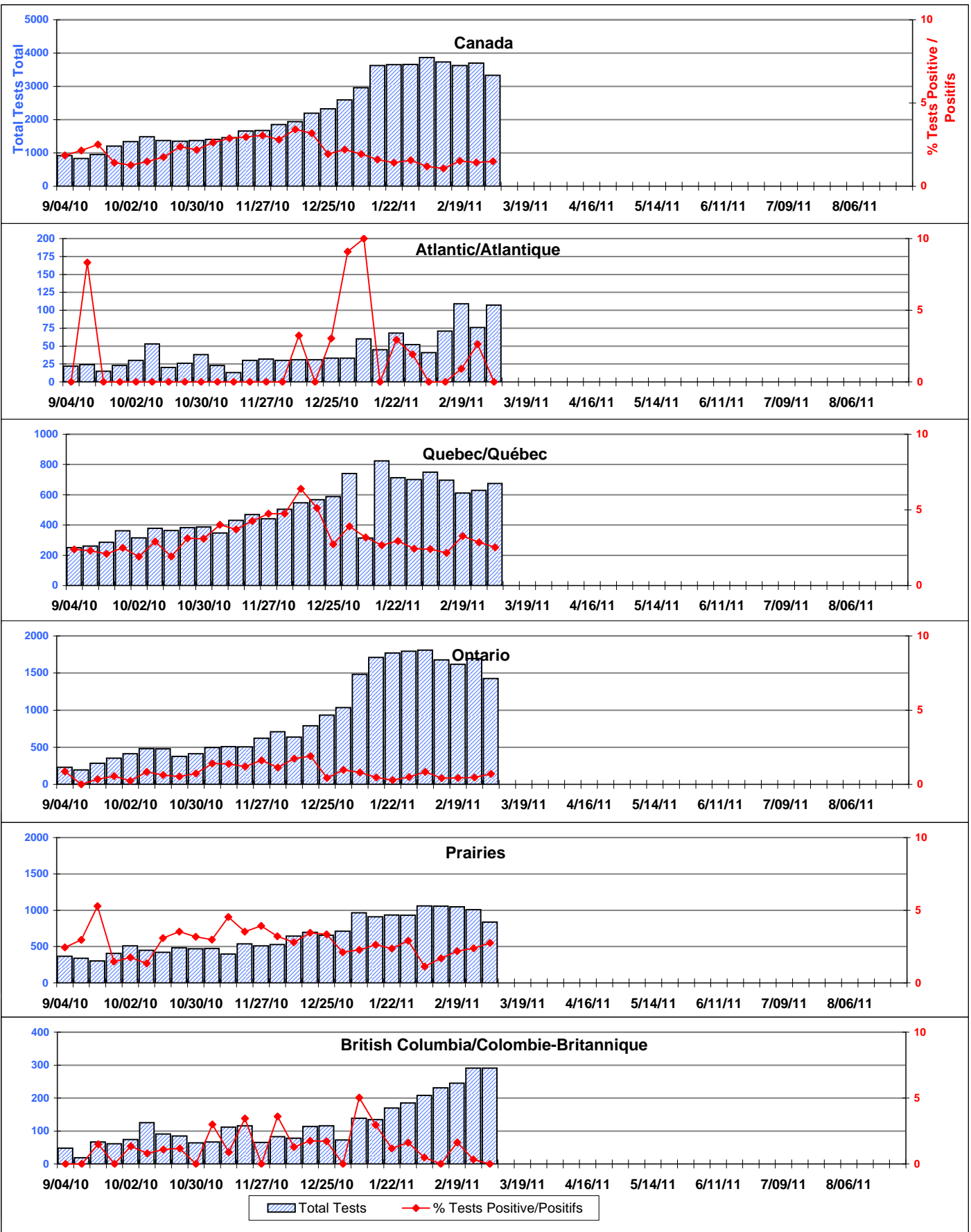
Positive RSV Tests (%) in Canada by Region by Week of Report
 Détection du virus respiratoire syncytial au Canada, tests positifs (%) par région et par semaine de déclaration



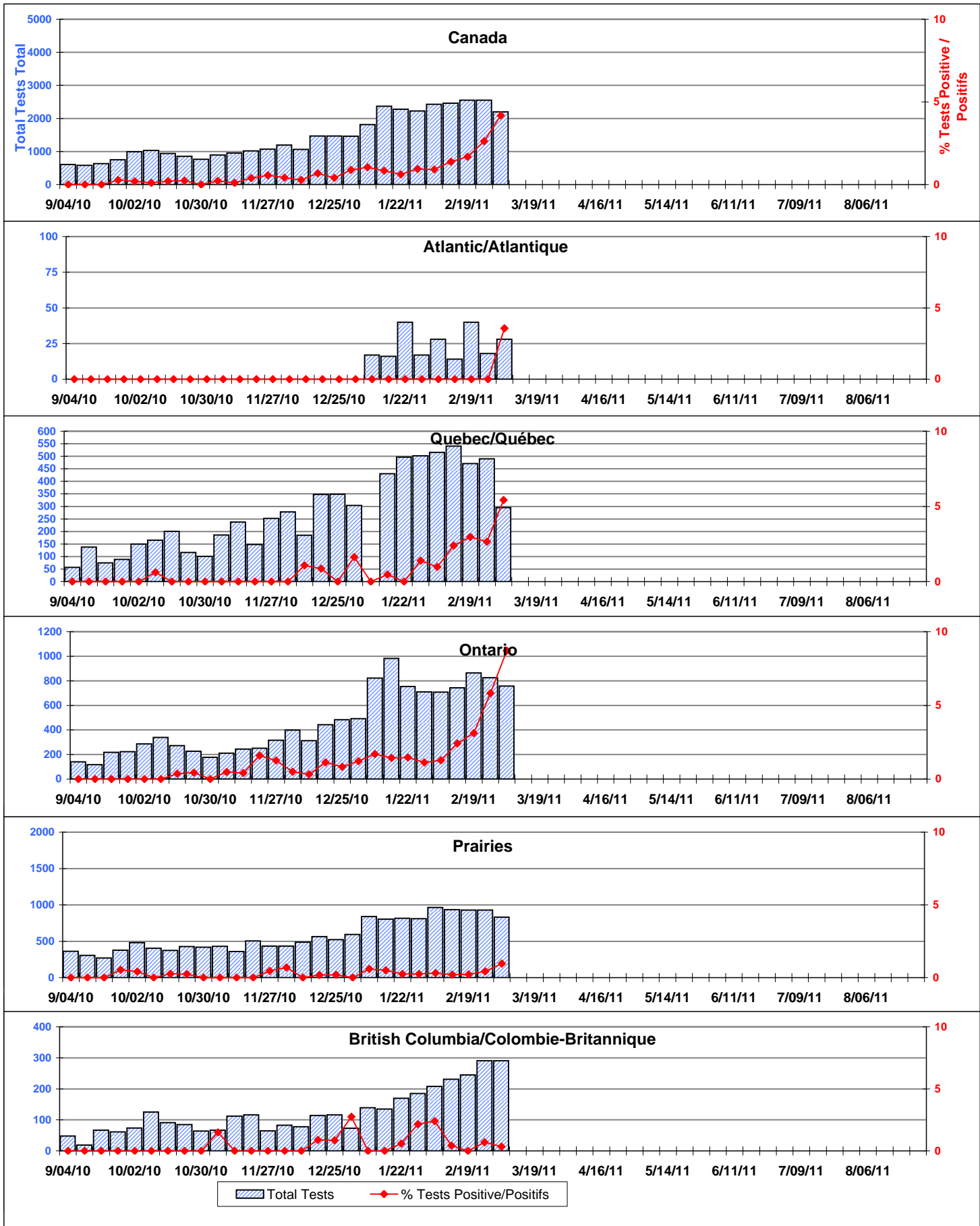
Positive Parainfluenza Tests (%) in Canada by Region by Week of Report
Détection du virus parainfluenza au Canada, tests positifs (%) par région et par semaine de déclaration



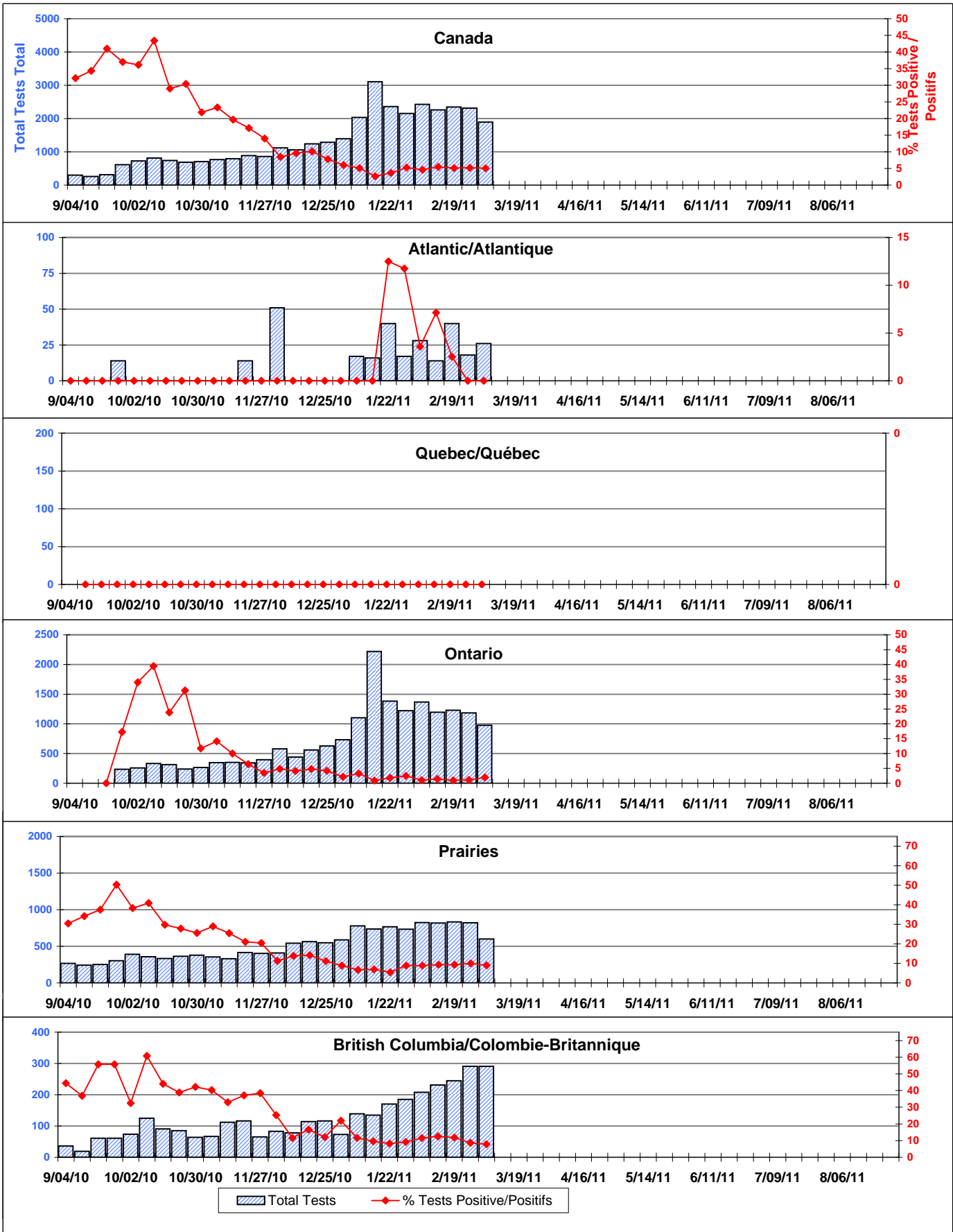
Positive Adenovirus Tests (%) in Canada by Region by Week of Report
 Détection du virus adénovirus au Canada, tests positifs (%) par région et par semaine de déclaration



Positive hMPV Tests (%) in Canada by Region by Week of Report
Détection du métapneumovirus humain au Canada, tests positifs (%) par région et par semaine de déclaration



Positive Rhinovirus Tests (%) in Canada by Region by Week of Report
 Détection du virus rhinovirus au Canada, tests positifs (%) par région et par semaine de déclaration



Positive Coronavirus Tests (%) in Canada by Region by Week of Report
Détection du virus coronavirus au Canada, tests positifs (%) par région et par semaine de déclaration

