

Table 1/Tableau 1
 Respiratory Virus Detections/Isolations for the week ending April 2, 2011 (Reporting Week 201013)
 Détection/isolement de virus des voies respiratoires pour la semaine se terminant le 2 avril 2011 (Code hebdomadaire 201013)

| Reporting Laboratory Laboratoire rapporteur | Flu/Grippe Test | Flu/Grippe H1N1 (2009) | Flu/Grippe AH1 Pos. | Flu/Grippe AH3 Pos. | Flu/Grippe A Pos.(all) | Flu/Grippe B Pos. | R.S.V. Test | R.S.V. Pos. | PIV Test | PIV 1 Pos. | PIV 2 Pos. | PIV 3 Pos. | PIV 4 Pos. | Other/Autre PIV Pos. | Adeno Test | Adeno Pos. | hMPV Test | hMPV Pos. | Rhino Test | Rhino Pos. | Coron Test | Coron Pos. |
|--|--------------------|---------------------------|------------------------|------------------------|---------------------------|----------------------|----------------|----------------|-------------|---------------|---------------|---------------|---------------|-------------------------|---------------|---------------|--------------|--------------|---------------|---------------|---------------|---------------|
| Newfoundland./Terre-Neuve | 60 | 2 | 0 | 0 | 26 | 3 | 40 | 14 | 17 | 0 | 0 | 0 | 0 | 0 | 17 | 0 | 0 | 0 | 0 | 0 | 0 | 0 |
| Prince Edward Island./ Île-du-Prince-Édouard | 34 | 0 | 0 | 12 | 12 | 0 | 11 | 5 | 0 | 0 | 0 | 0 | 0 | 0 | 0 | 0 | 0 | 0 | 0 | 0 | 0 | 0 |
| Nova Scotia/Nouvelle-Écosse | 89 | 1 | 0 | 15 | 31 | 0 | 84 | 13 | 45 | 0 | 1 | 2 | 0 | 0 | 45 | 1 | 45 | 0 | 45 | 2 | 45 | 0 |
| New Brunswick/Nouveau-Brunswick | NA | NA | NA | NA | NA | NA | NA | NA | NA | NA | NA | NA | NA | NA | NA | NA | NA | NA | NA | NA | NA | NA |
| Atlantic/Atlantique | 183 | 3 | 0 | 27 | 69 | 3 | 135 | 32 | 62 | 0 | 1 | 2 | 0 | 0 | 62 | 1 | 45 | 0 | 45 | 2 | 45 | 0 |
| Région Nord-Est | 152 | 0 | 0 | 0 | 12 | 8 | 38 | 8 | 0 | 0 | 0 | 0 | 0 | 0 | 0 | 0 | 0 | 0 | 0 | 0 | 0 | 0 |
| Québec-Chaudière-Appalaches | 392 | 0 | 0 | 0 | 15 | 20 | 279 | 44 | 217 | 0 | 0 | 8 | 0 | 0 | 215 | 9 | 140 | 1 | 0 | 0 | 0 | 0 |
| Centre-du-Québec | 190 | 0 | 0 | 0 | 9 | 5 | 136 | 29 | 17 | 0 | 0 | 0 | 0 | 0 | 17 | 0 | 0 | 0 | 0 | 0 | 0 | 0 |
| Montréal-Laval | 396 | 0 | 0 | 0 | 12 | 15 | 363 | 30 | 316 | 1 | 2 | 20 | 0 | 0 | 331 | 9 | 212 | 21 | 0 | 0 | 188 | 7 |
| Ouest du Québec | 69 | 0 | 0 | 0 | 6 | 2 | 37 | 11 | 0 | 0 | 0 | 0 | 0 | 0 | 0 | 0 | 0 | 0 | 0 | 0 | 0 | 0 |
| Montérégie | 6 | 0 | 0 | 0 | 0 | 0 | 0 | 0 | 0 | 0 | 0 | 0 | 0 | 0 | 0 | 0 | 0 | 0 | 0 | 0 | 0 | 0 |
| Province of/de Québec | 1205 | 0 | 0 | 0 | 54 | 50 | 853 | 122 | 550 | 1 | 2 | 28 | 0 | 0 | 563 | 18 | 352 | 22 | 0 | 0 | 188 | 7 |
| Ottawa P.H.L. | 38 | 0 | 0 | 0 | 0 | 3 | 7 | 3 | 0 | 0 | 0 | 0 | 0 | 0 | 0 | 0 | 0 | 0 | 0 | 0 | 0 | 0 |
| CHEO/HEEO - Ottawa | 163 | 0 | 0 | 0 | 6 | 2 | 163 | 25 | 163 | 0 | 0 | 3 | 0 | 0 | 163 | 0 | 163 | 12 | 163 | 0 | 163 | 0 |
| Kingston | 49 | 0 | 0 | 1 | 2 | 1 | 44 | 5 | 34 | 0 | 0 | 3 | 0 | 0 | 34 | 0 | 0 | 0 | 34 | 1 | 0 | 0 |
| Toronto Medical Laboratory | 106 | 0 | 0 | 0 | 0 | 2 | 8 | 1 | 15 | 0 | 0 | 0 | 0 | 0 | 15 | 0 | 15 | 1 | 15 | 0 | 15 | 1 |
| C.P.H.L. - Toronto | 642 | 0 | 0 | 10 | 27 | 39 | 474 | 38 | 454 | 0 | 0 | 17 | 0 | 0 | 454 | 7 | 215 | 34 | 454 | 26 | 215 | 14 |
| Sick Kids/Hospital - Toronto | 130 | 0 | 0 | 0 | 2 | 8 | 130 | 8 | 130 | 0 | 0 | 5 | 0 | 0 | 130 | 0 | 130 | 7 | 0 | 0 | 0 | 0 |
| Sunnybrook & Women's College HSC | 39 | 0 | 0 | 0 | 0 | 3 | 39 | 2 | 39 | 0 | 0 | 4 | 0 | 0 | 39 | 0 | 39 | 0 | 39 | 1 | 39 | 2 |
| Sault Ste. Marie | 31 | 0 | 0 | 0 | 0 | 0 | 31 | 0 | 31 | 0 | 0 | 0 | 0 | 0 | 31 | 0 | 0 | 0 | 31 | 0 | 0 | 0 |
| Timmins | 86 | 0 | 0 | 10 | 11 | 2 | 22 | 6 | 22 | 0 | 0 | 0 | 0 | 0 | 22 | 0 | 0 | 0 | 22 | 0 | 0 | 0 |
| St. Joseph's - London | 84 | 0 | 0 | 0 | 2 | 1 | 84 | 11 | 84 | 0 | 0 | 8 | 0 | 0 | 84 | 1 | 84 | 11 | 84 | 6 | 84 | 2 |
| London P.H.L. | 182 | 0 | 0 | 0 | 11 | 11 | 189 | 37 | 147 | 0 | 0 | 14 | 0 | 0 | 147 | 1 | 0 | 0 | 0 | 0 | 0 | 0 |
| Orillia P.H.L. | 51 | 0 | 0 | 0 | 0 | 0 | 51 | 4 | 51 | 0 | 0 | 5 | 0 | 0 | 51 | 0 | 0 | 0 | 0 | 0 | 0 | 0 |
| Windsor | 0 | 0 | 0 | 0 | 0 | 0 | 0 | 0 | 0 | 0 | 0 | 0 | 0 | 0 | 0 | 0 | 0 | 0 | 0 | 0 | 0 | 0 |
| Thunder Bay | 17 | 0 | 0 | 0 | 0 | 1 | 5 | 3 | 17 | 0 | 0 | 0 | 0 | 0 | 17 | 1 | 17 | 0 | 17 | 0 | 17 | 0 |
| Sudbury P.H.L. | 7 | 0 | 0 | 0 | 0 | 0 | 7 | 2 | 7 | 0 | 0 | 1 | 0 | 0 | 7 | 0 | 0 | 0 | 7 | 0 | 0 | 0 |
| Hamilton P.H.L. | 103 | 0 | 0 | 0 | 16 | 2 | 11 | 2 | 0 | 0 | 0 | 0 | 0 | 0 | 0 | 0 | 0 | 0 | 0 | 0 | 0 | 0 |
| Peterborough P.H.L. | 36 | 0 | 0 | 0 | 0 | 1 | 33 | 5 | 24 | 0 | 0 | 0 | 0 | 0 | 24 | 0 | 0 | 0 | 24 | 0 | 0 | 0 |
| Province of/de l'Ontario | 1764 | 0 | 0 | 21 | 77 | 76 | 1298 | 152 | 1218 | 0 | 0 | 60 | 0 | 0 | 1218 | 10 | 663 | 65 | 890 | 34 | 533 | 19 |
| Manitoba | 97 | 0 | 0 | 0 | 0 | 0 | 81 | 21 | 49 | 0 | 0 | 2 | 0 | 0 | 49 | 2 | 0 | 0 | 49 | 0 | 0 | 0 |
| Regina | 136 | 0 | 0 | 2 | 2 | 10 | 136 | 22 | 136 | 0 | 0 | 3 | 0 | 0 | 136 | 2 | 136 | 0 | 22 | 0 | 22 | 10 |
| Saskatoon | 44 | 0 | 0 | 0 | 3 | 7 | 44 | 4 | 44 | 0 | 0 | 0 | 0 | 0 | 44 | 0 | 44 | 0 | 44 | 3 | 44 | 3 |
| Province of/de la Saskatchewan | 180 | 0 | 0 | 2 | 5 | 17 | 180 | 26 | 180 | 0 | 0 | 3 | 0 | 0 | 180 | 2 | 180 | 0 | 66 | 3 | 66 | 13 |
| Province of/de l'Alberta | 607 | 5 | 0 | 17 | 29 | 71 | 607 | 55 | 607 | 39 | 0 | 0 | 0 | 0 | 607 | 12 | 607 | 6 | 607 | 74 | 607 | 17 |
| Prairies | 884 | 5 | 0 | 19 | 34 | 88 | 868 | 102 | 836 | 39 | 0 | 5 | 0 | 0 | 836 | 16 | 787 | 6 | 722 | 77 | 673 | 30 |
| British Columbia/Colombie-Britannique | 189 | 9 | 0 | 11 | 21 | 8 | 189 | 21 | 189 | 0 | 0 | 6 | 1 | 0 | 189 | 2 | 189 | 6 | 189 | 18 | 189 | 15 |
| CANADA | 4225 | 17 | 0 | 78 | 255 | 225 | 3343 | 429 | 2855 | 40 | 3 | 101 | 1 | 0 | 2868 | 47 | 2036 | 99 | 1846 | 131 | 1628 | 71 |

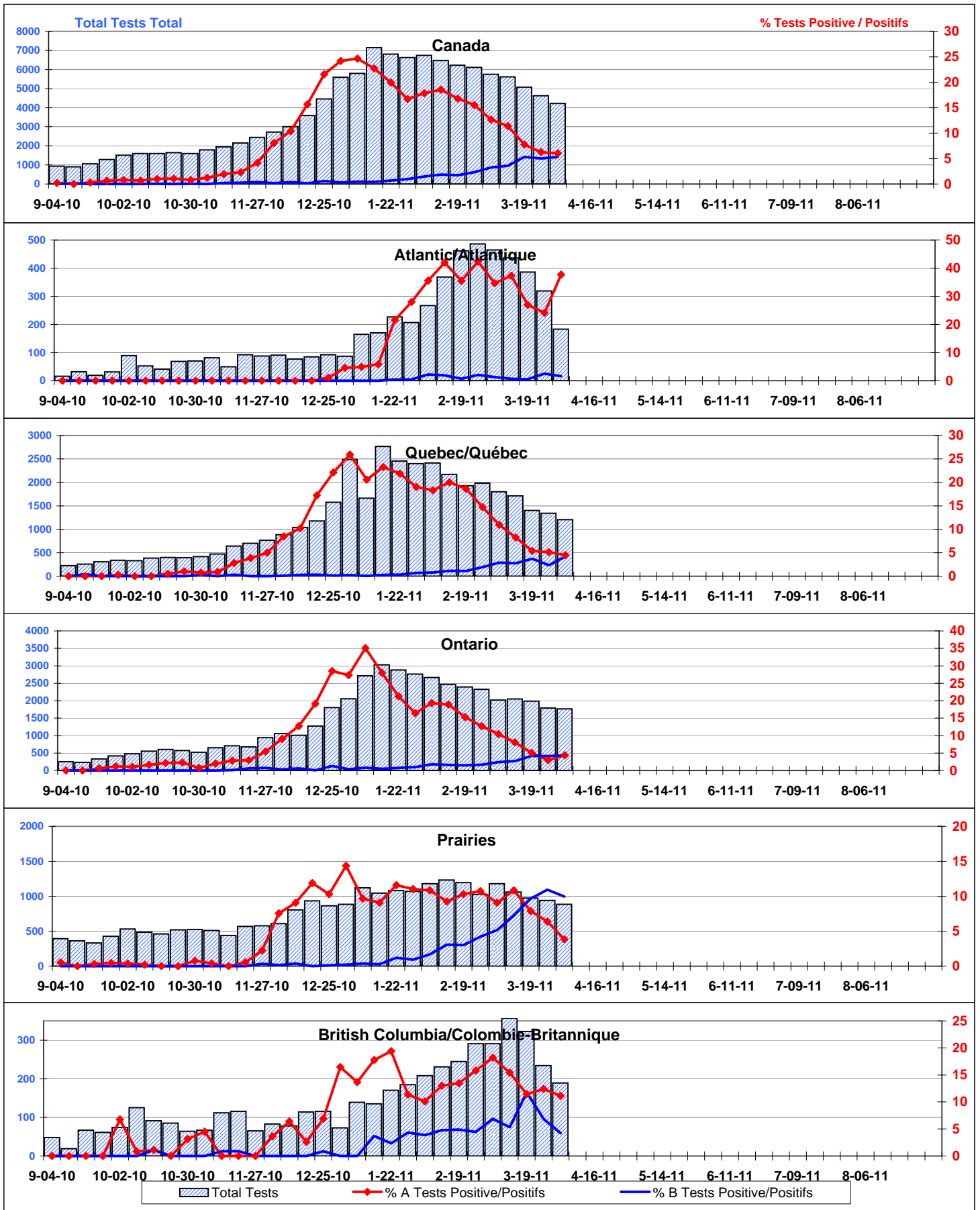
Also available at: <http://www.phac-aspc.gc.ca/bid-bmi/dsd-dsm/rvdi-divr/index-eng.php>
 Aussi disponible sur le site: <http://www.phac-aspc.gc.ca/bid-bmi/dsd-dsm/rvdi-divr/index-fra.php>

Table 2/Tableau 2
 Respiratory Virus Detections/Isolations for the period August 29, 2010 - April 2, 2011
 Détection/isolément de virus des voies respiratoires pour la période du 29 août 2010 - 2 avril 2011
 (Reporting Weeks / Code hebdomadaire 201035-201013)

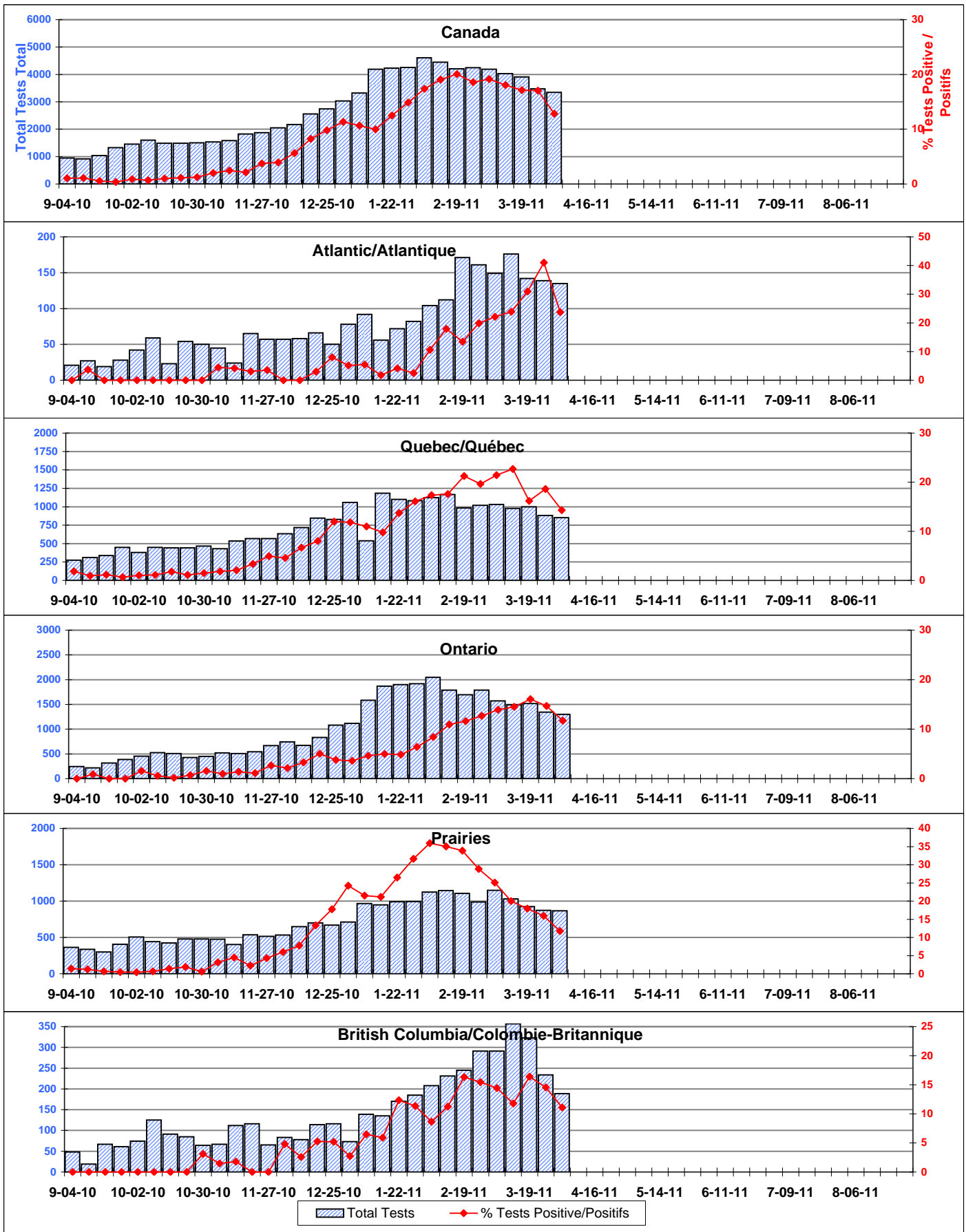
| Reporting Laboratory Laboratoire rapporteur | Flu/Grippe Test | Flu/Grippe H1N1 (2009) | Flu/Grippe AH1 Pos. | Flu/Grippe AH3 Pos. | Flu/Grippe A Pos.(all) | Flu/Grippe B Pos. | R.S.V. Test | R.S.V. Pos. | PIV Test | PIV 1 Pos. | PIV 2 Pos. | PIV 3 Pos. | PIV 4 Pos. | Other/Autre PIV Pos. | Adeno Test | Adeno Pos. | hMPV Test | hMPV Pos. | Rhino Test | Rhino Pos. | Coron Test | Coron Pos. |
|--|--------------------|---------------------------|------------------------|------------------------|---------------------------|----------------------|----------------|----------------|-------------|---------------|---------------|---------------|---------------|-------------------------|---------------|---------------|--------------|--------------|---------------|---------------|---------------|---------------|
| Newfoundland./Terre-Neuve | 719 | 6 | 0 | 103 | 143 | 4 | 356 | 30 | 417 | 0 | 0 | 8 | 0 | 0 | 220 | 2 | 0 | 0 | 0 | 0 | 0 | 0 |
| Prince Edward Island./ Île-du-Prince-Édouard | 401 | 16 | 0 | 71 | 89 | 6 | 176 | 64 | 24 | 0 | 0 | 2 | 0 | 0 | 32 | 4 | 5 | 0 | 3 | 0 | 5 | 1 |
| Nova Scotia/Nouvelle-Écosse | 1421 | 11 | 0 | 56 | 217 | 3 | 1459 | 169 | 530 | 18 | 4 | 29 | 1 | 0 | 530 | 6 | 338 | 4 | 338 | 13 | 338 | 23 |
| New Brunswick/Nouveau-Brunswick | 2766 | 175 | 0 | 619 | 875 | 37 | 423 | 60 | 752 | 0 | 0 | 11 | 0 | 0 | 792 | 10 | 21 | 0 | 100 | 0 | 21 | 0 |
| Atlantic/Atlantique | 5307 | 208 | 0 | 849 | 1324 | 50 | 2414 | 323 | 1723 | 18 | 4 | 50 | 1 | 0 | 1574 | 22 | 364 | 4 | 441 | 13 | 364 | 24 |
| Région Nord-Est | 3116 | 0 | 0 | 0 | 464 | 68 | 562 | 113 | 0 | 0 | 0 | 0 | 0 | 0 | 0 | 0 | 0 | 0 | 0 | 0 | 0 | 0 |
| Québec-Chaudière-Appalaches | 9363 | 0 | 0 | 8 | 1178 | 185 | 7018 | 644 | 5724 | 4 | 4 | 106 | 23 | 0 | 5795 | 228 | 2763 | 28 | 0 | 0 | 314 | 6 |
| Centre-du-Québec | 7024 | 10 | 0 | 474 | 1345 | 21 | 2254 | 404 | 287 | 0 | 0 | 3 | 6 | 0 | 287 | 4 | 0 | 0 | 0 | 0 | 0 | 0 |
| Montréal-Laval | 14562 | 25 | 0 | 380 | 1890 | 101 | 11253 | 1140 | 9448 | 5 | 25 | 141 | 8 | 0 | 9714 | 264 | 6078 | 147 | 0 | 0 | 5023 | 231 |
| Ouest du Québec | 2318 | 0 | 0 | 4 | 418 | 13 | 937 | 231 | 0 | 0 | 0 | 0 | 0 | 0 | 0 | 0 | 0 | 0 | 0 | 0 | 0 | 0 |
| Montérégie | 1654 | 0 | 0 | 9 | 226 | 0 | 650 | 147 | 0 | 0 | 0 | 0 | 0 | 0 | 0 | 0 | 0 | 0 | 0 | 0 | 0 | 0 |
| Province of/de Québec | 38037 | 35 | 0 | 875 | 5521 | 388 | 22674 | 2679 | 15459 | 9 | 29 | 250 | 37 | 0 | 15796 | 496 | 8841 | 175 | 0 | 0 | 5337 | 237 |
| Ottawa P.H.L. | 1264 | 34 | 0 | 403 | 437 | 9 | 123 | 6 | 0 | 0 | 0 | 0 | 0 | 0 | 0 | 0 | 0 | 0 | 0 | 0 | 0 | 0 |
| CHEO/HEEO - Ottawa | 2294 | 0 | 0 | 0 | 232 | 18 | 2294 | 303 | 2229 | 0 | 1 | 13 | 0 | 0 | 2229 | 22 | 2229 | 121 | 2229 | 1 | 2229 | 0 |
| Kingston | 1067 | 5 | 0 | 152 | 182 | 11 | 1016 | 56 | 903 | 1 | 6 | 15 | 0 | 0 | 903 | 10 | 21 | 0 | 883 | 32 | 0 | 0 |
| Toronto Medical Laboratory | 3767 | 36 | 0 | 13 | 419 | 29 | 638 | 64 | 441 | 0 | 1 | 4 | 3 | 0 | 441 | 1 | 441 | 9 | 441 | 22 | 441 | 10 |
| C.P.H.L. - Toronto | 18882 | 175 | 0 | 1624 | 3536 | 311 | 13230 | 681 | 12529 | 24 | 39 | 145 | 27 | 0 | 12529 | 75 | 5503 | 184 | 12045 | 644 | 4594 | 296 |
| Sick Kids/Hospital - Toronto | 3602 | 0 | 0 | 0 | 244 | 107 | 3602 | 366 | 3602 | 0 | 1 | 47 | 0 | 8 | 3602 | 13 | 3602 | 84 | 0 | 0 | 0 | 0 |
| Sunnybrook & Women's College HSC | 1256 | 3 | 0 | 119 | 125 | 14 | 1256 | 22 | 1256 | 1 | 2 | 11 | 8 | 0 | 1256 | 0 | 1256 | 18 | 1206 | 72 | 1206 | 46 |
| Sault Ste. Marie | 393 | 0 | 0 | 0 | 1 | 0 | 353 | 12 | 370 | 0 | 0 | 2 | 0 | 0 | 353 | 2 | 4 | 0 | 348 | 4 | 1 | 0 |
| Timmins | 1202 | 10 | 0 | 89 | 234 | 12 | 354 | 17 | 354 | 0 | 1 | 1 | 0 | 0 | 354 | 2 | 8 | 0 | 332 | 6 | 0 | 0 |
| St. Joseph's - London | 1635 | 1 | 0 | 14 | 239 | 24 | 1635 | 150 | 1635 | 6 | 4 | 33 | 3 | 0 | 1635 | 24 | 1635 | 72 | 2523 | 167 | 2523 | 74 |
| London P.H.L. | 3989 | 0 | 0 | 0 | 305 | 45 | 4007 | 430 | 3224 | 8 | 10 | 58 | 0 | 0 | 3224 | 20 | 0 | 0 | 66 | 1 | 0 | 0 |
| Orillia P.H.L. | 1567 | 0 | 0 | 0 | 71 | 5 | 1567 | 112 | 1567 | 5 | 2 | 24 | 0 | 0 | 1567 | 10 | 0 | 0 | 0 | 0 | 0 | 0 |
| Windsor | 6 | 0 | 0 | 0 | 0 | 0 | 6 | 0 | 6 | 0 | 0 | 0 | 0 | 0 | 6 | 0 | 0 | 0 | 2 | 0 | 0 | 0 |
| Thunder Bay | 426 | 0 | 0 | 0 | 14 | 1 | 125 | 30 | 426 | 0 | 0 | 8 | 0 | 0 | 426 | 7 | 401 | 0 | 415 | 0 | 400 | 0 |
| Sudbury P.H.L. | 337 | 0 | 0 | 0 | 19 | 6 | 343 | 46 | 335 | 0 | 1 | 10 | 0 | 0 | 346 | 2 | 0 | 0 | 308 | 5 | 0 | 0 |
| Hamilton P.H.L. | 2273 | 0 | 0 | 4 | 666 | 34 | 501 | 75 | 0 | 0 | 0 | 0 | 0 | 0 | 0 | 0 | 0 | 0 | 0 | 0 | 0 | 0 |
| Peterborough P.H.L. | 1048 | 0 | 0 | 3 | 90 | 9 | 974 | 52 | 859 | 1 | 2 | 6 | 0 | 0 | 866 | 24 | 0 | 0 | 827 | 8 | 0 | 0 |
| Province of/de l'Ontario | 45008 | 264 | 0 | 2421 | 6814 | 635 | 32024 | 2422 | 29736 | 46 | 70 | 377 | 41 | 8 | 29737 | 212 | 15100 | 488 | 21625 | 962 | 11394 | 426 |
| Manitoba | 5083 | 2 | 0 | 56 | 515 | 1 | 2975 | 585 | 2290 | 1 | 5 | 42 | 0 | 1 | 2314 | 42 | 0 | 0 | 2205 | 2 | 0 | 0 |
| Regina | 3289 | 30 | 0 | 198 | 254 | 31 | 3252 | 576 | 3252 | 3 | 7 | 141 | 4 | 0 | 3252 | 83 | 3252 | 6 | 255 | 66 | 335 | 38 |
| Saskatoon | 1274 | 0 | 0 | 0 | 41 | 31 | 1237 | 261 | 1279 | 0 | 6 | 0 | 0 | 44 | 1279 | 24 | 1178 | 5 | 158 | 12 | 158 | 5 |
| Province of/de la Saskatchewan | 4563 | 30 | 0 | 198 | 295 | 62 | 4489 | 837 | 4531 | 3 | 13 | 141 | 4 | 44 | 4531 | 107 | 4430 | 11 | 413 | 78 | 493 | 43 |
| Province of/de l'Alberta | 14568 | 247 | 0 | 692 | 980 | 536 | 14568 | 2499 | 14568 | 745 | 0 | 0 | 0 | 0 | 14568 | 386 | 14568 | 56 | 14568 | 2485 | 14568 | 441 |
| Prairies | 24214 | 279 | 0 | 946 | 1790 | 599 | 22032 | 3921 | 21389 | 749 | 18 | 183 | 4 | 45 | 21413 | 535 | 18998 | 67 | 17186 | 2565 | 15061 | 484 |
| British Columbia/Colombie-Britannique | 4456 | 162 | 0 | 191 | 465 | 166 | 4456 | 405 | 4456 | 7 | 7 | 109 | 39 | 0 | 4456 | 53 | 4456 | 38 | 4438 | 804 | 4438 | 256 |
| CANADA | 117022 | 948 | 0 | 5282 | 15914 | 1838 | 83600 | 9750 | 72763 | 829 | 128 | 969 | 122 | 53 | 72976 | 1318 | 47759 | 772 | 43690 | 4344 | 36594 | 1427 |

Also available at: <http://www.phac-aspc.gc.ca/bid-bmi/dsd-dsm/rvdi-divr/index-eng.php>
 Aussi disponible sur le site: <http://www.phac-aspc.gc.ca/bid-bmi/dsd-dsm/rvdi-divr/index-fra.php>

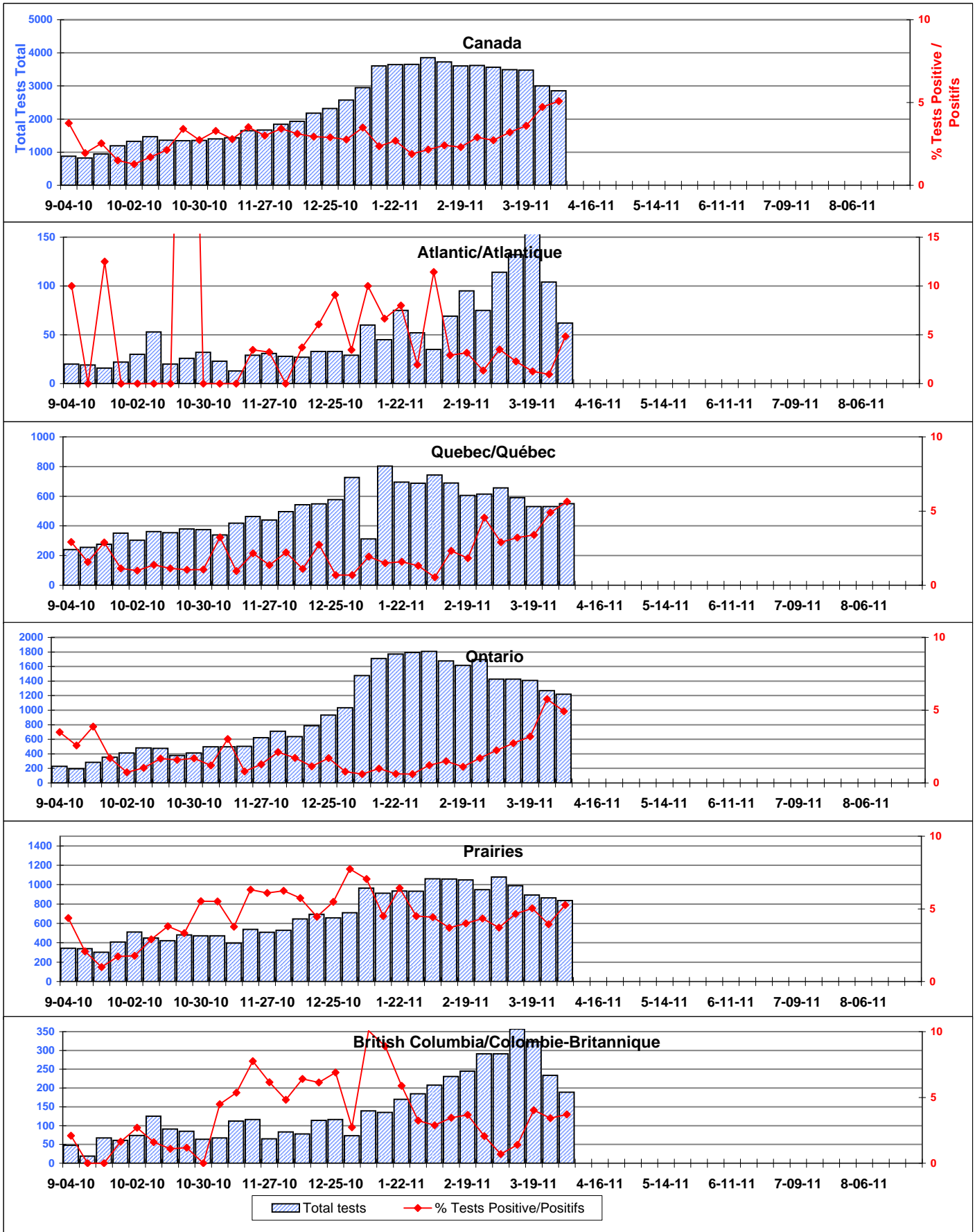
Positive Influenza Tests (%) in Canada by Region by Week of Report
 Détection du virus grippal au Canada, tests positifs (%) par région et par semaine de déclaration



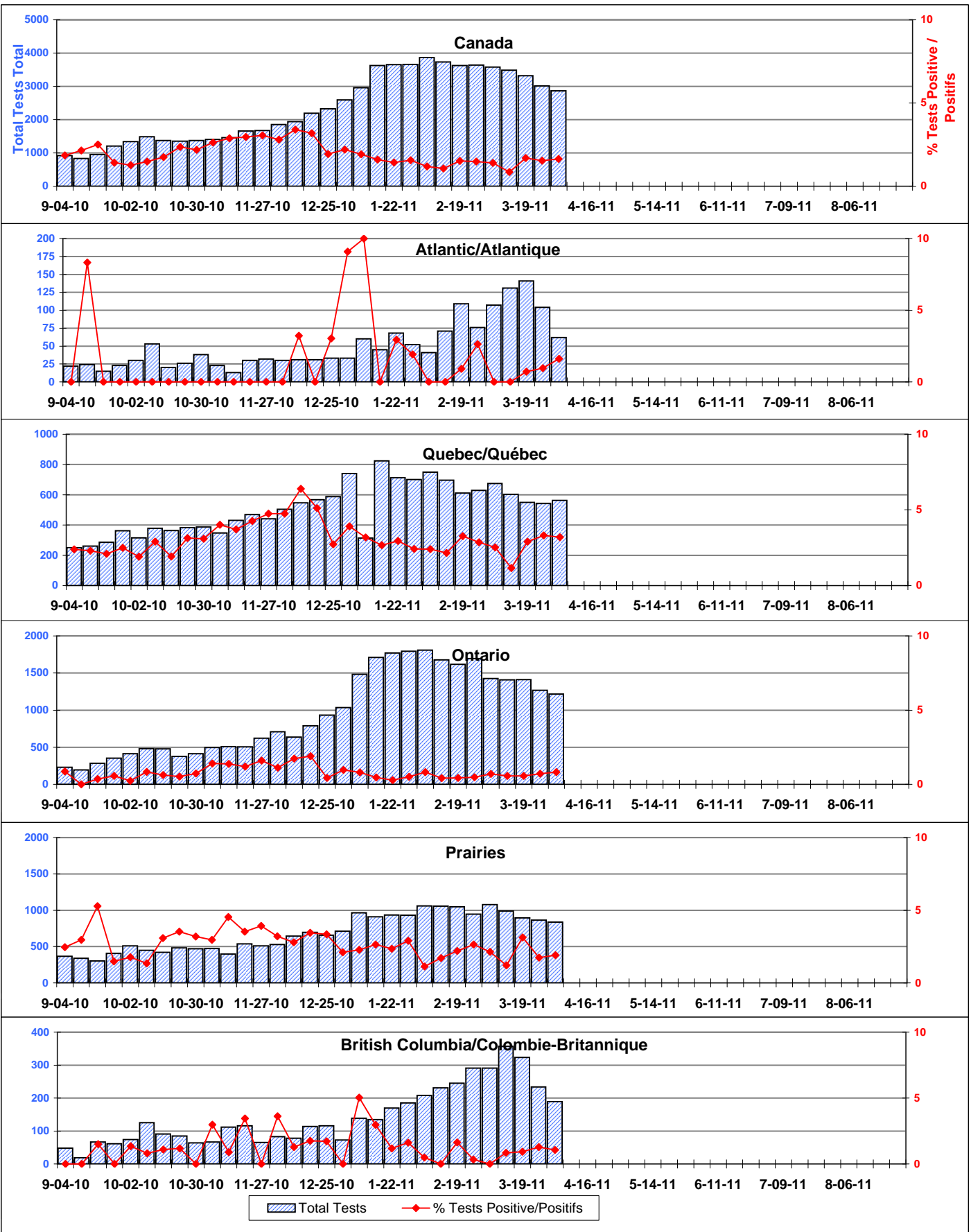
Positive RSV Tests (%) in Canada by Region by Week of Report
 Détection du virus respiratoire syncytial au Canada, tests positifs (%) par région et par semaine de déclaration



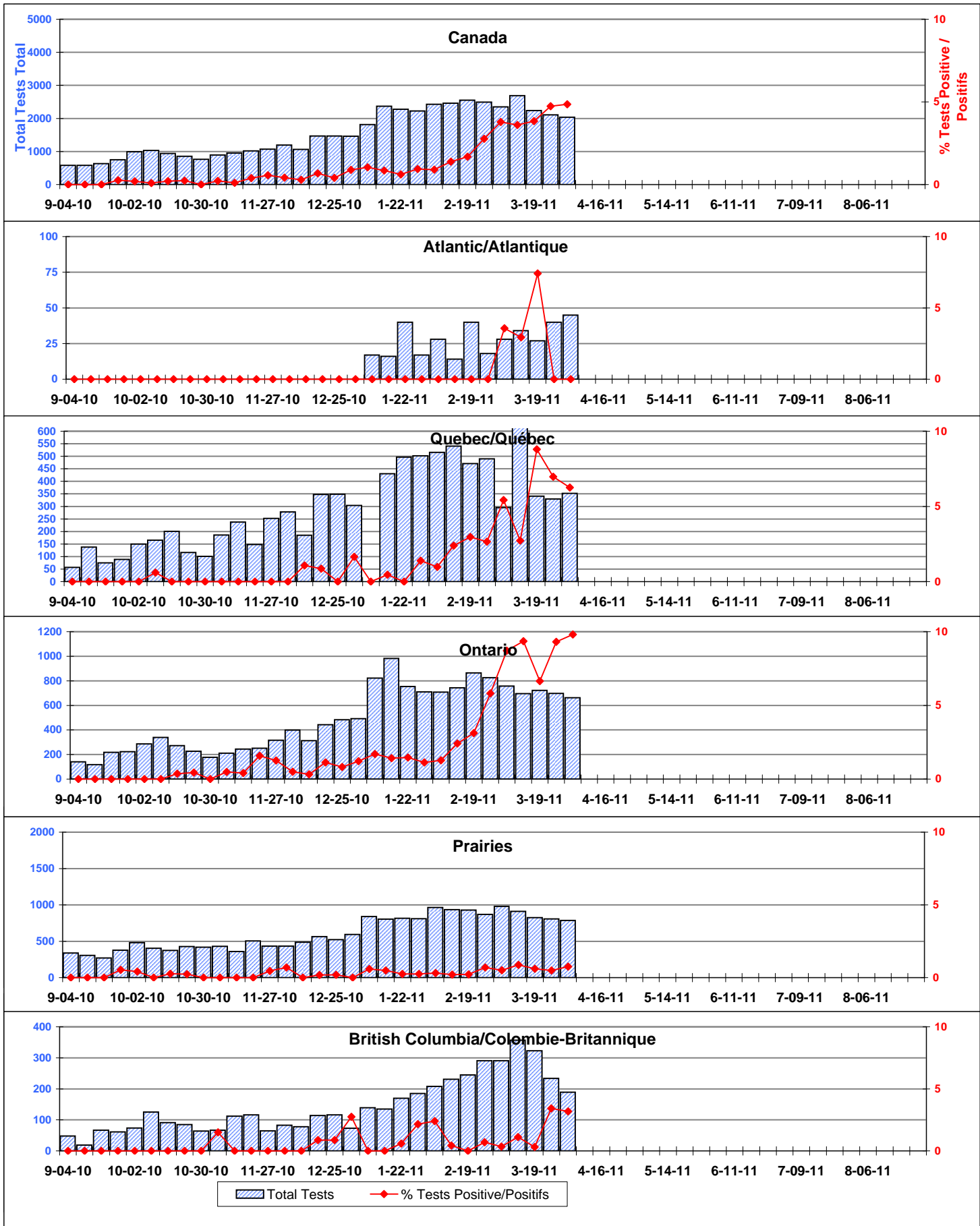
Positive Parainfluenza Tests (%) in Canada by Region by Week of Report
Détection du virus parainfluenza au Canada, tests positifs (%) par région et par semaine de déclaration



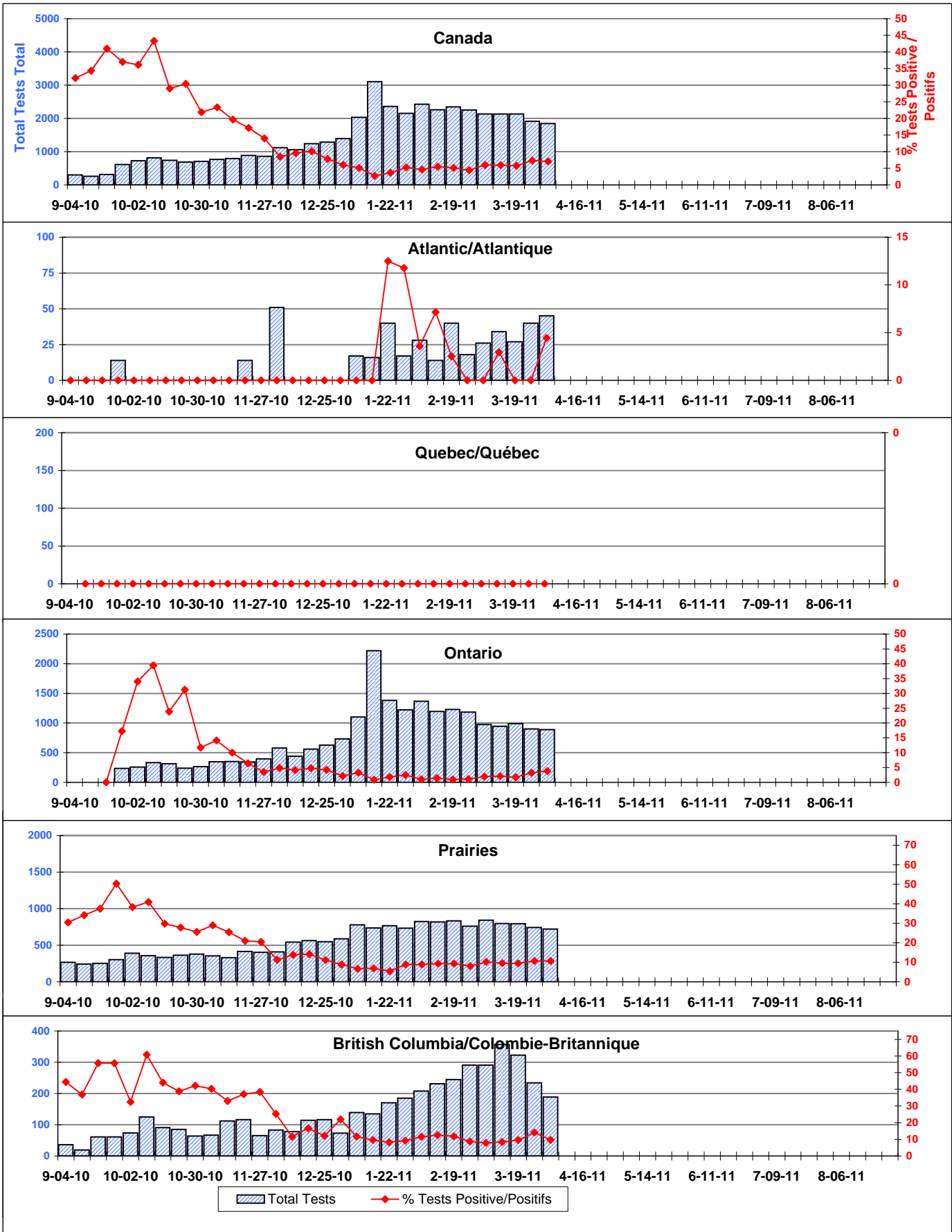
Positive Adenovirus Tests (%) in Canada by Region by Week of Report
 Détection du virus adénovirus au Canada, tests positifs (%) par région et par semaine de déclaration



Positive hMPV Tests (%) in Canada by Region by Week of Report
Détection du métapneumovirus humain au Canada, tests positifs (%) par région et par semaine de déclaration



Positive Rhinovirus Tests (%) in Canada by Region by Week of Report
 Détection du virus rhinovirus au Canada, tests positifs (%) par région et par semaine de déclaration



Positive Coronavirus Tests (%) in Canada by Region by Week of Report
Détection du virus coronavirus au Canada, tests positifs (%) par région et par semaine de déclaration

