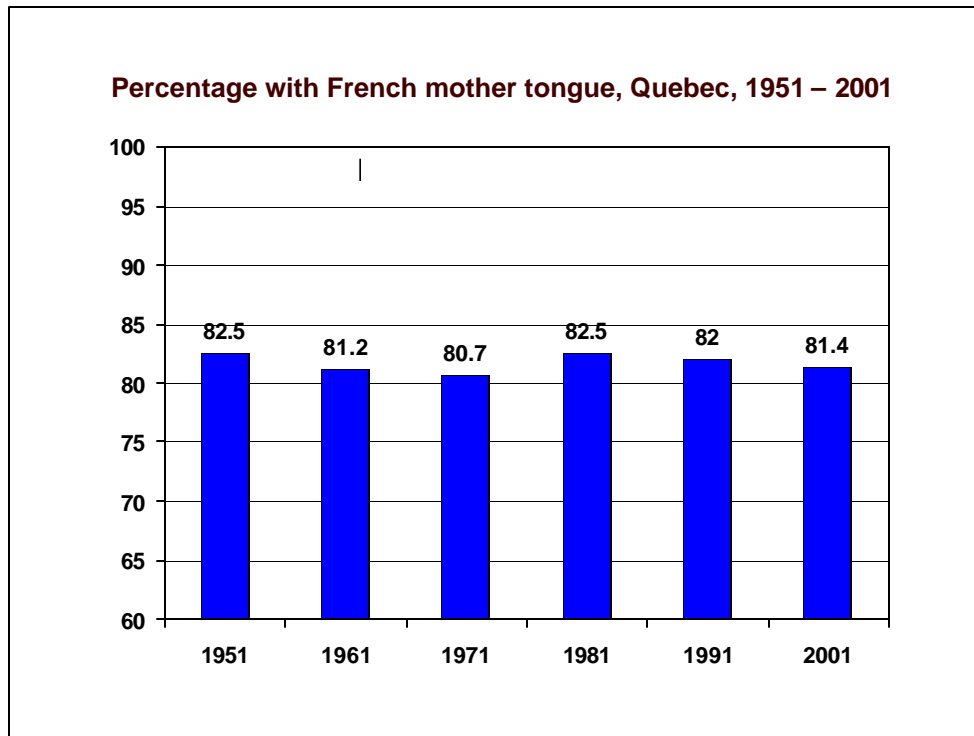




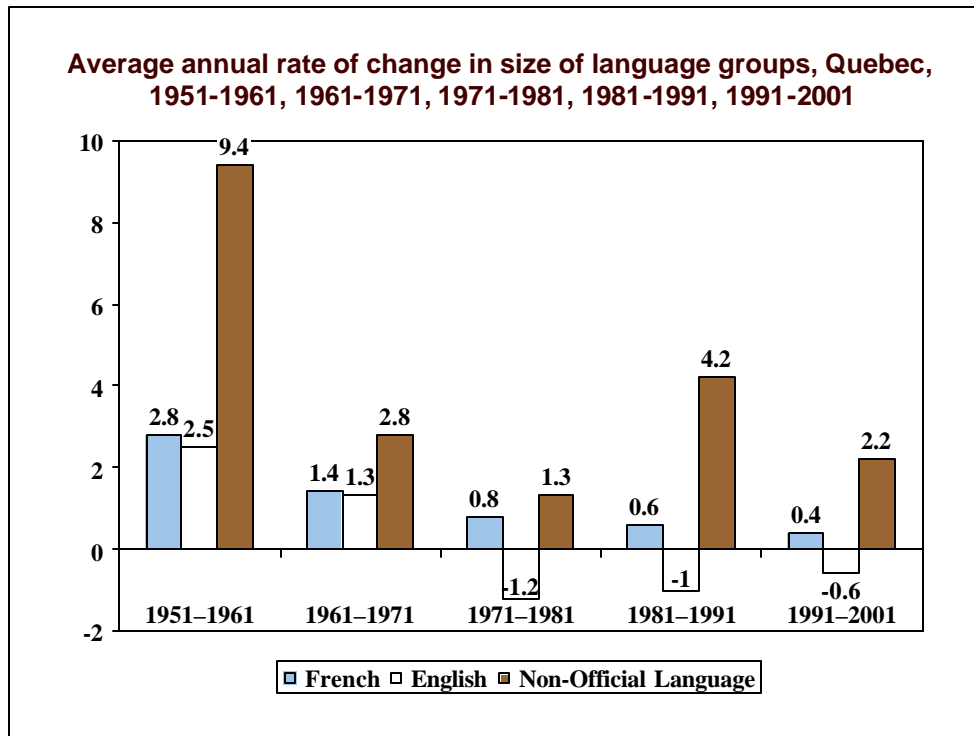
Language Trends in Quebec

Prepared by:
Michael O'Keefe
Senior Policy Analyst
Official Languages Branch
Privy Council Office

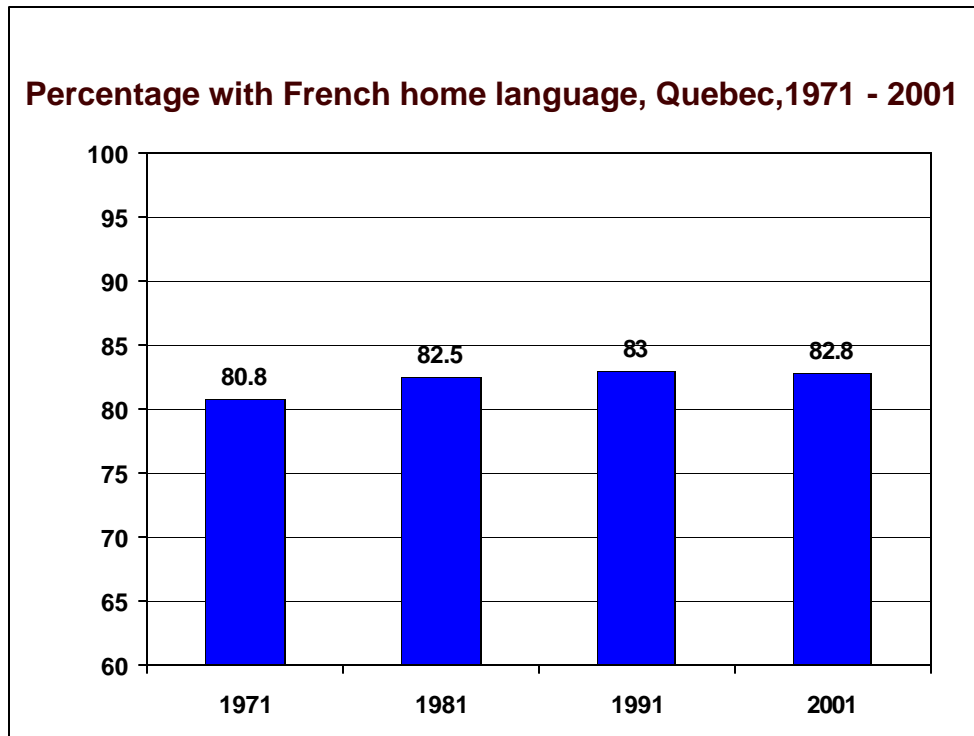




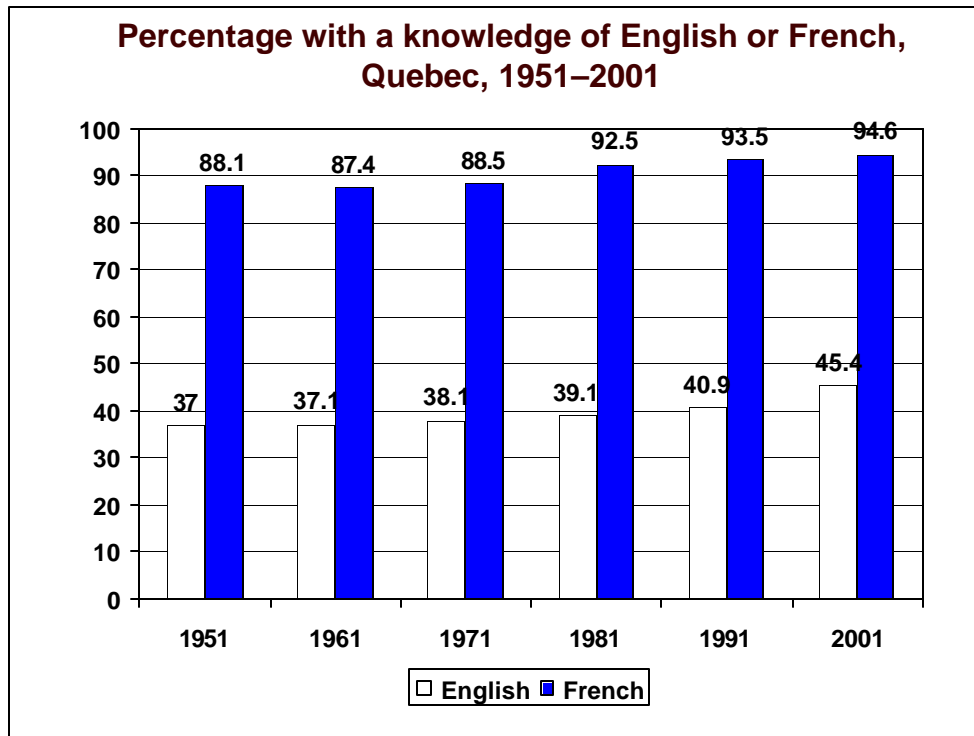
- The French language population has been stable over the past six decades.
- It has moved in a narrow range – less than two percent – with no clear trend except the tendency to decline slightly in periods of high immigration and to rebound thereafter.



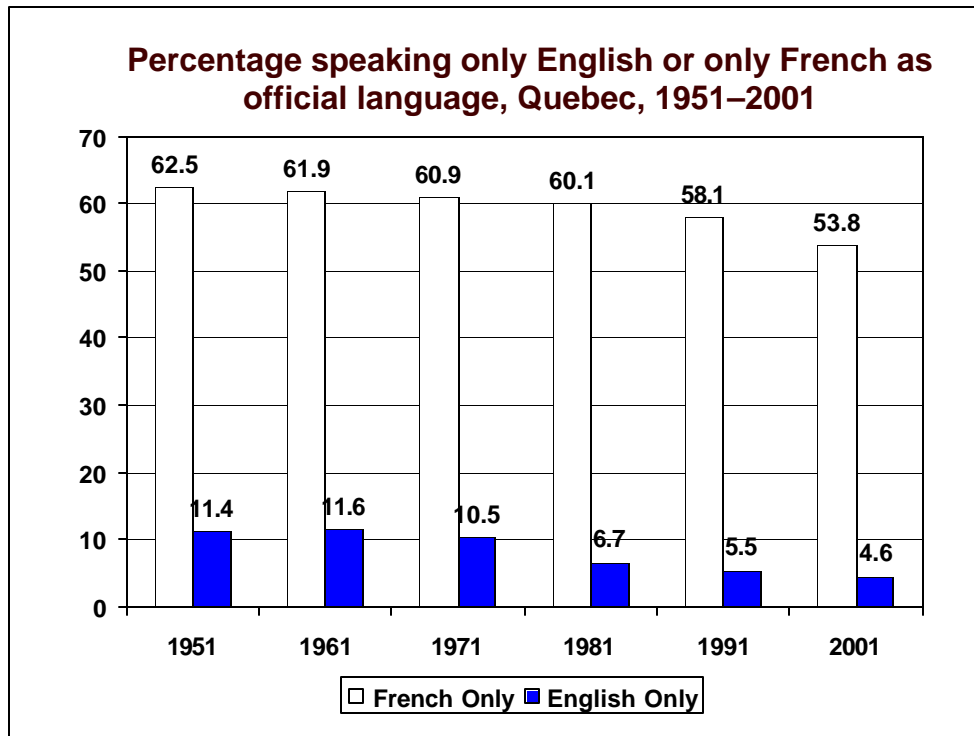
- The rate of growth of the English-speaking population was the weakest of three language groups in each period.
- The Allophone group had the highest growth in each period. Its growth depends on the rate of immigration.
- The rate of growth of the French language group has declined in each period. The decline is caused by low fertility rates.



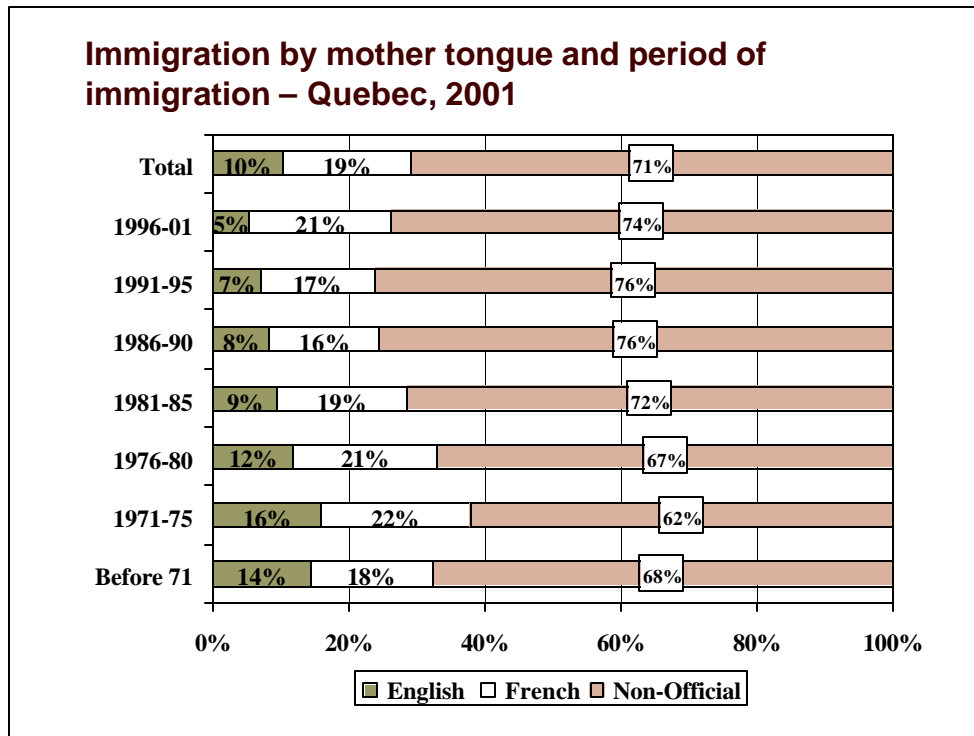
- As in the case of the mother tongue population there is a notable stability over the period.
- The percentage using French as a home language has risen slightly and reflects transfers towards French in mixed couples.



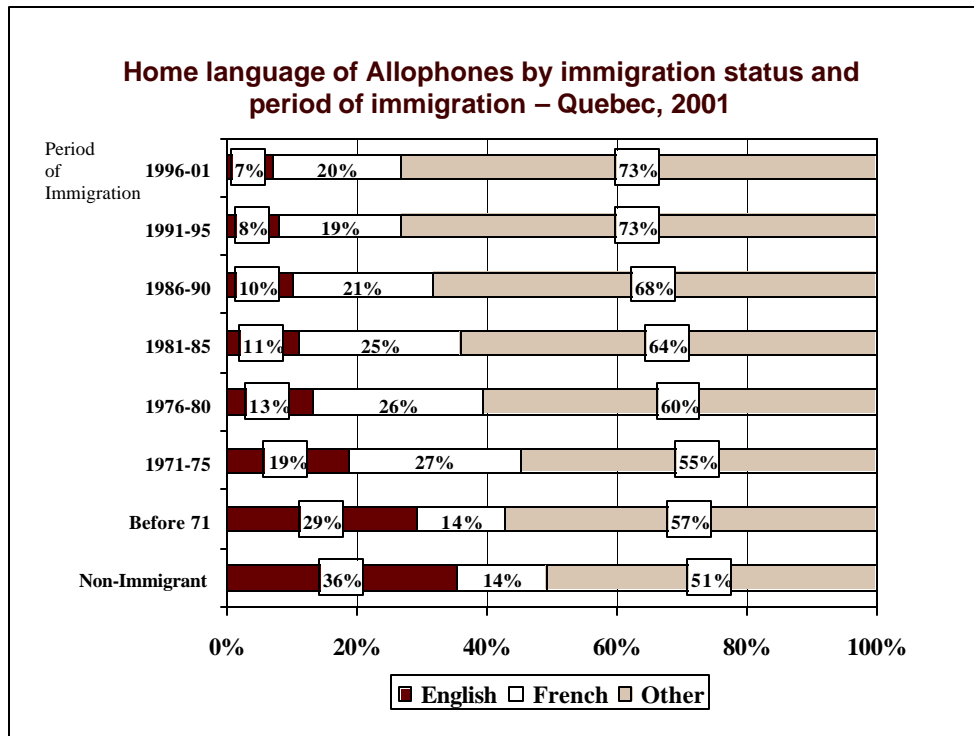
- Knowledge of both English and French are increasing.
- The vast majority of Quebecers speak French. It is highest in the 15 to 19 age groups (98%) and lowest in the 0 to 4 (87%) and 65 plus age groups (90%)
- A majority of Quebecers between the ages of 15 and 39 speak English. Knowledge of English is highest in the 25 to 29 age group (61%).




- A majority of Quebecers speak French as their sole official language.
- The proportion of Quebecers speaking English as their sole official language has declined sharply (60%). The proportion speaking French as their sole official language has also declined (14%).
- The proportion of Quebecers speaking only one official language has decline by 21% since 1951.



- The majority of immigrants have a mother tongue other than English or French. Allophone immigration is increasing
- There has been a substantial decline in the proportion of English language immigration to Quebec over the period. It is, in the most recent period, one third of its level in the 1971-75 period.
- French language immigration has remained relatively stable over the period.

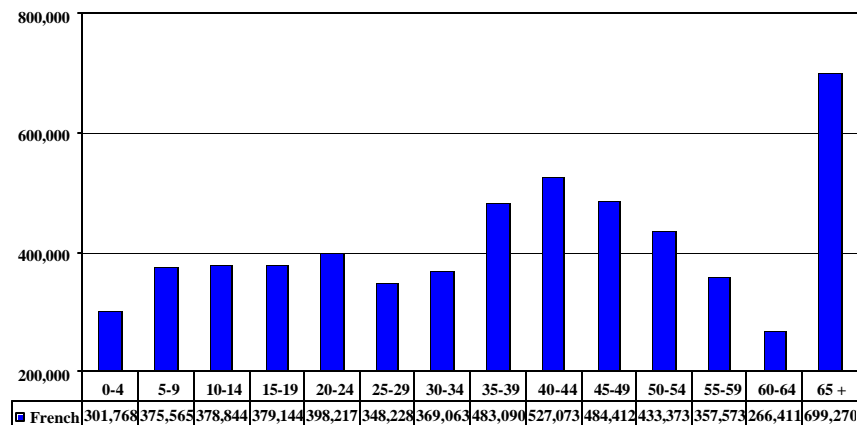


- The tendency of Allophones to transfer to English or French increases with the length of residence in Canada.
- Even prior to the adoption of the Charter of the French language (1977) more Allophones transfer toward French than English in the 1971 to 75 period.
- Recent immigrants are far more likely to transfer to French than English.



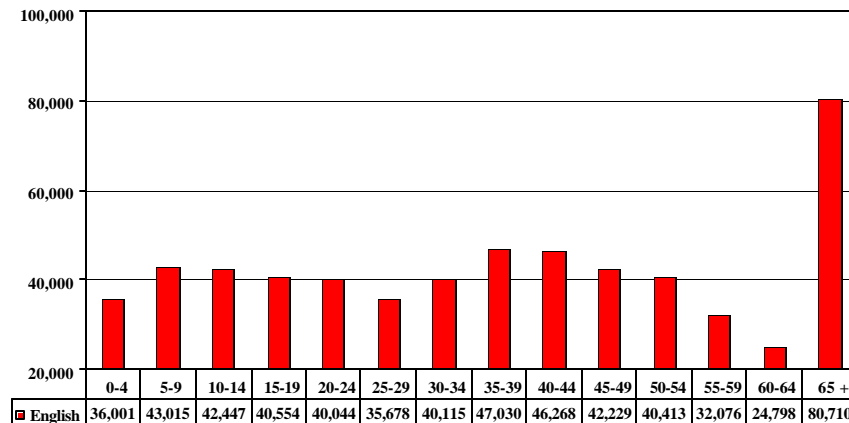
- The data show a long term trend away from transfers toward English and an increase in transfers towards English. The earlier propensity to transfer toward English has been reversed over the period. The earlier propensity to transfer toward French has been reversed over the period.
- Even prior to the implementation of *Charter of the French Language in 1977*, a majority 59% of recent immigrants (1971-75) transferred toward French. This trend has remained stable but has not progressed substantially since the *Charter*.
- The non-immigrant category would generally be second or possibly third generation Canadians and their use of language in the home reflects the situation of strength of the English language in the earlier period.

French mother tongue by age group, Quebec, 2001



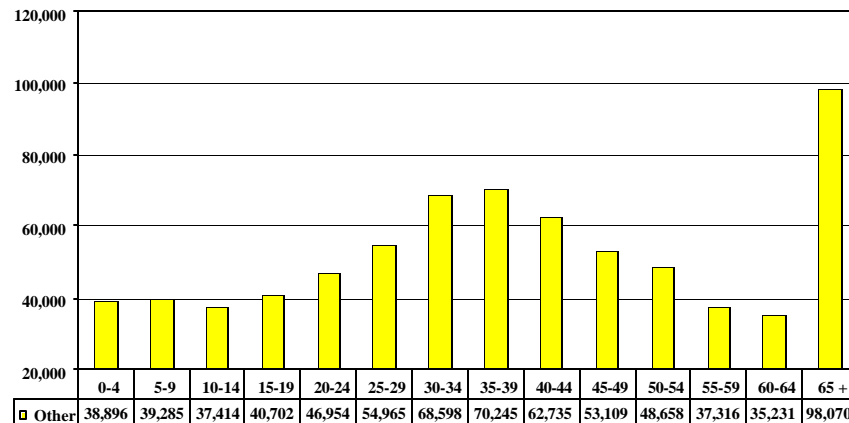
- The French Mother tongue group's age profile reflects the classic baby boom bulge found within the Canadian population as a whole.
- The decline number of younger Francophones reflects a decline in fertility rates which is also typical of the general trend.

English mother tongue by age group, Quebec 2001



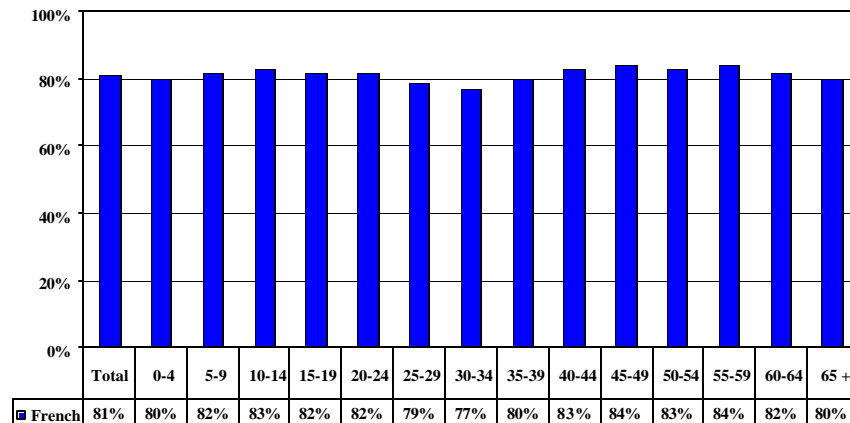
- The age profile of Anglophones in Quebec is distinct from that of Francophones in Quebec. It lacks the pronounced baby boom bulge and does not have as pronounced a decline in the younger age groups.
- This profile is the result both of outmigration towards other provinces and a tendency of previous waves of international immigration to eventually adopt English as a mother tongue.

Allophone mother tongue population by age group, Quebec 2001



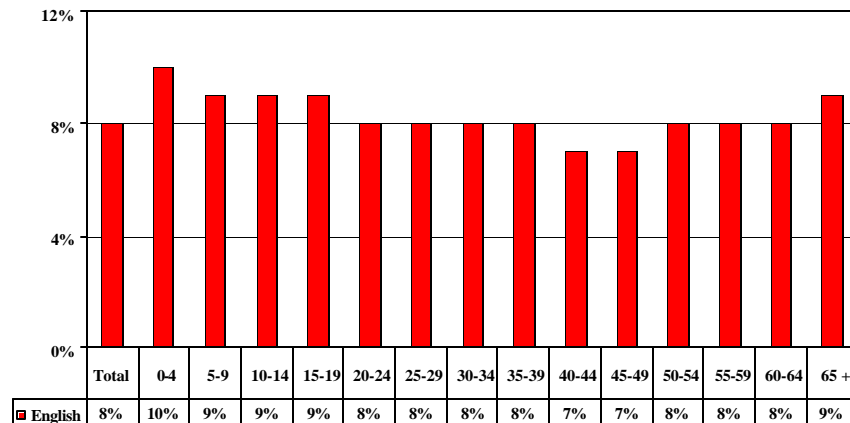
- The notable bulge in the number of persons with a mother tongue other than English or French reflect the average age of immigration which tends to be concentrated around the 30 something age group.

Relative size of French mother tongue by age group, Quebec 2001



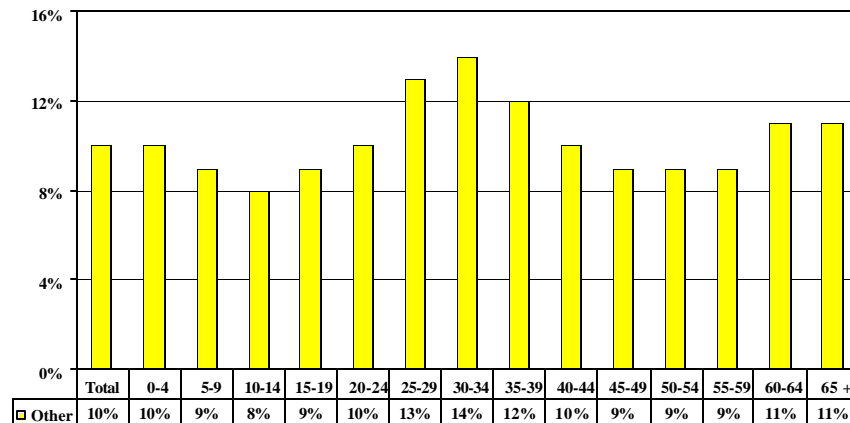
- o Just as the French mother tongue has remained relatively stable over time, the proportion of mother tongue Francophones varies very little from one age group to the next.
- o The only significant variation occurs in the 30-34 age-group. Allophones represent a higher proportion of this age group since this is an age when many immigrate at this age.

Relative size of the English mother tongue by age group, Quebec 2001



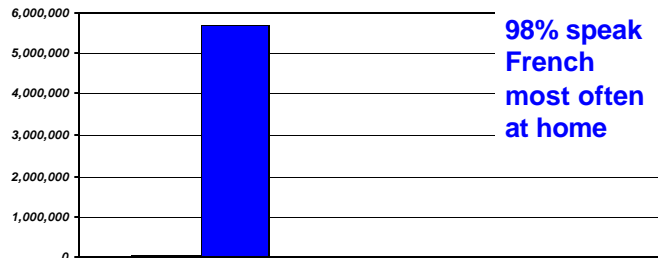
- o There are two notable features in the proportion of Anglophones in the Quebec population:
 - the low proportion (7%) they represent in the 40 to 49 age group (7%) which seems to be associated with high out-migration; and,
 - the relatively high proportion (10%) in the 0 to 4 age groups (10%) which reflects the tendency of second and third generation immigrants to integrate the English speaking community in previous periods.

Relative size of Allophone mother tongue by age group, Quebec 2001



- 0 The peak in the 30 to 34 age group reflects the average age at immigration.

Language spoken at most often at home by the French mother tongue population, Quebec 2001

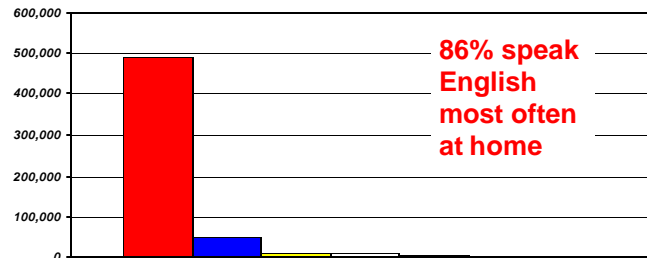


English	59,450
French	5,670,575
Non-official language	15,855
English and French	25,860
English and non-official language	350
French and non-official language	14,685
English, French and non-official language	1,880

NOTE: French includes respondents who reported French only or French and one non-official language.

- 0 The vast majority (98%) of mother tongue Francophones speak French most often in the home.

Language spoken at most often at home by the English mother tongue population, Quebec 2001

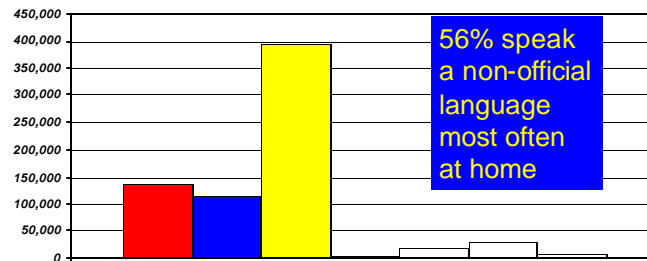


English	492,880
French	52,165
Non-official language	9,005
English and French	11,765
English and non-official language	4,900
French and non-official language	235
English, French and non-official language	1,140

NOTE: English Mother Tongue includes respondents who reported English only or English and one non-official language.

- 0 Most mother tongue Anglophones (86%) speak English most often in the home.
- 0 A significant proportion (11%) speak French most often or English and French equally.

Language spoken at most often at home by the Allophone mother tongue population, Quebec 2001

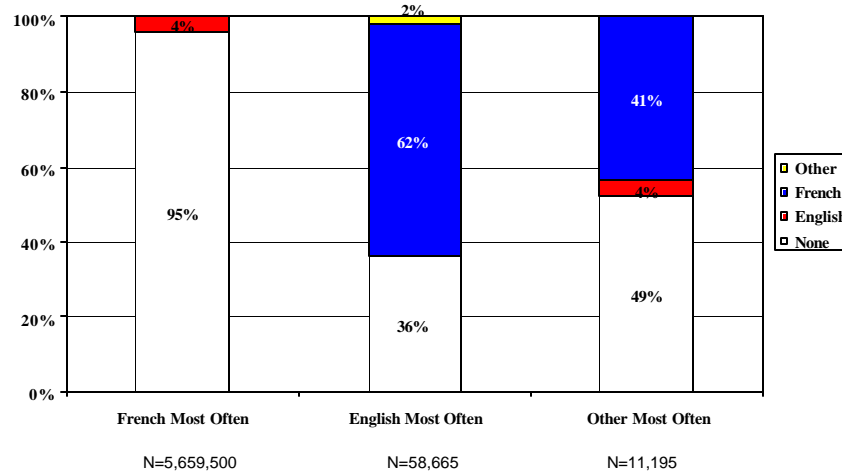


English	137,585
French	115,045
Non-official language	394,645
English and French	5,995
English and non-official language	18,940
French and non-official language	29,865
English, French and non-official language	7,330

NOTE: Allophone population is defined as the population not reporting English or French as a Mother Tongue.

- o A slight majority (56%) of Allophones speak a non-official language in the home. Another 8% speak a non-official language jointly with another language in the home.
- o Significant numbers of Allophones speak English (24%) or French (22%) either alone or equally with other languages.

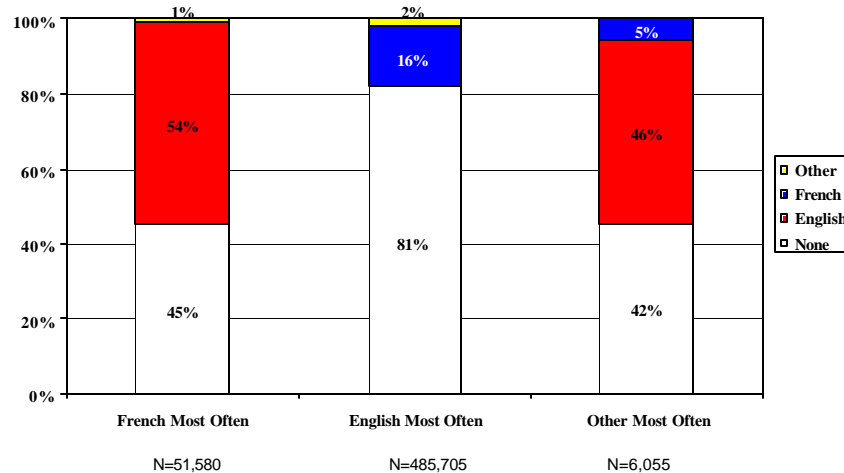
Languages used regularly and most often in the home,
French mother tongue population, Quebec 2001*



*Single responses only

- o Among mother tongue Francophones, few of those (4%) who report French as the dominant language in the home, report using English regularly in the home. Most (95%), report using no language other than French in the home.
- o Among the 59,000 Francophones who report using English most often in the home, most (62%) report using French regularly in the home.

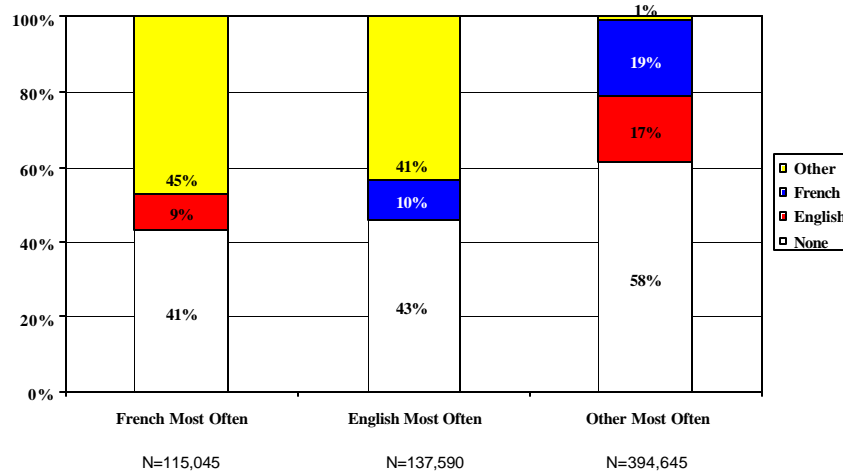
Languages used regularly and most often in the home,
English mother tongue population, Quebec 2001*



*Single responses only

- Among the 52,000 Anglophones who spoke French most often in the home, a majority (54%) report using English regularly in the home.
- Among the much larger group where English was the dominant language in the home, nearly one in five (16%) report using French at least regularly.

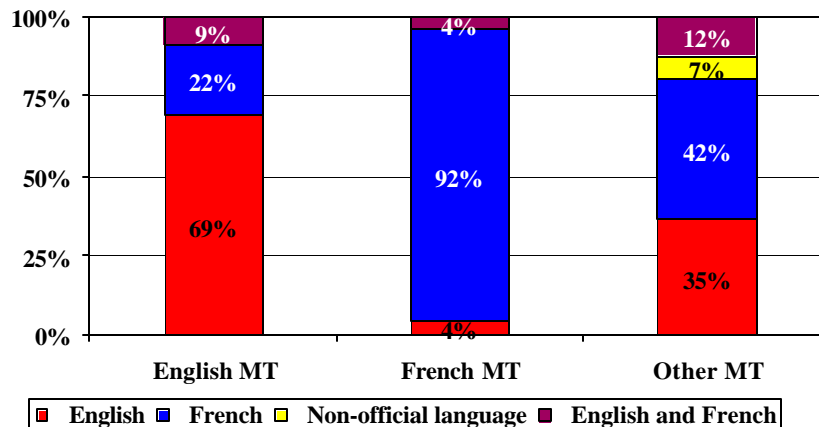
Languages used regularly and most often in the home, non-official mother tongue population, Quebec 2001*



*Single responses only

- o Among Allophones who report using English or French as the dominant language in the home, a significant minority of both groups nonetheless use non-official languages regularly in the home. Roughly one in ten also use the other official language regularly. Only a minority reports using no other language in the home.
- o Among those reporting a non-official language as the dominant language in the home, about one in four report using English or French at least regularly in the home.

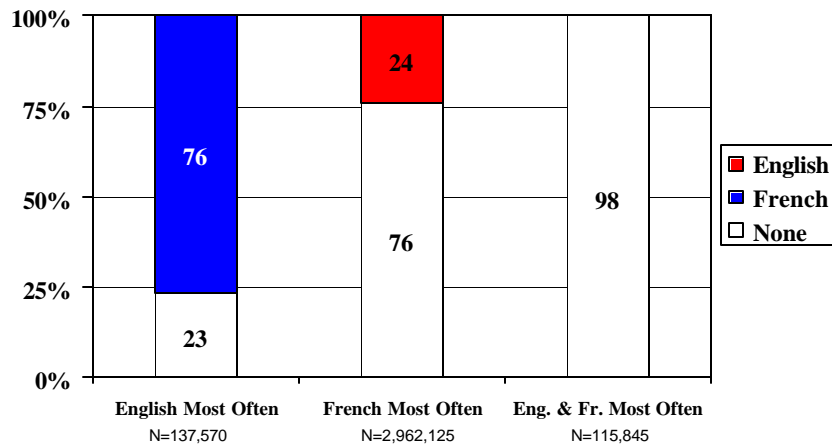
Language used most often at work by mother tongue*, Quebec, 2001



* Single responses only

- Ninety-two percent of Francophones use French most often at work.
- Two thirds of Anglophones (69%) use English most often, one third use French (22%) or French and English most often (9%).
- French is the most use language at work for Allophones – used by 42% and an additional 9% use both English and French equally. Thirty-five percent of Allophone use English most often at work.

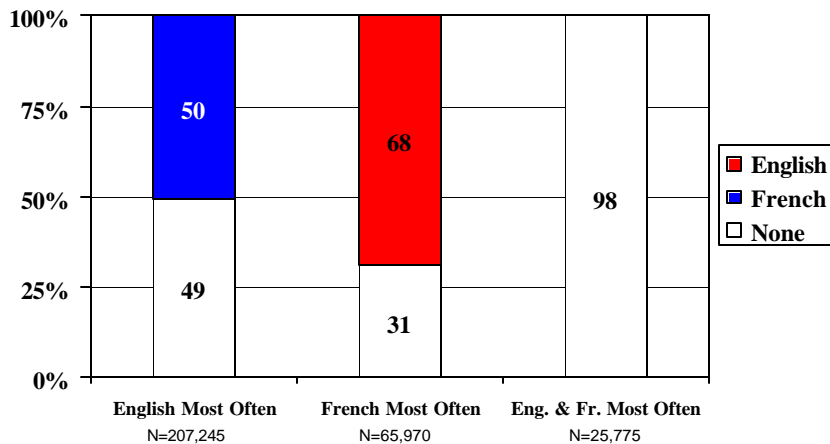
Languages used regularly and most often at work,
French mother tongue population, Quebec 2001*



* Single responses only

- 0 Three out of four Francophones who report using English most often at work also use French regularly.
- 0 Of the nearly three million Francophones who report working mostly in French, one out of four also work regularly in English.

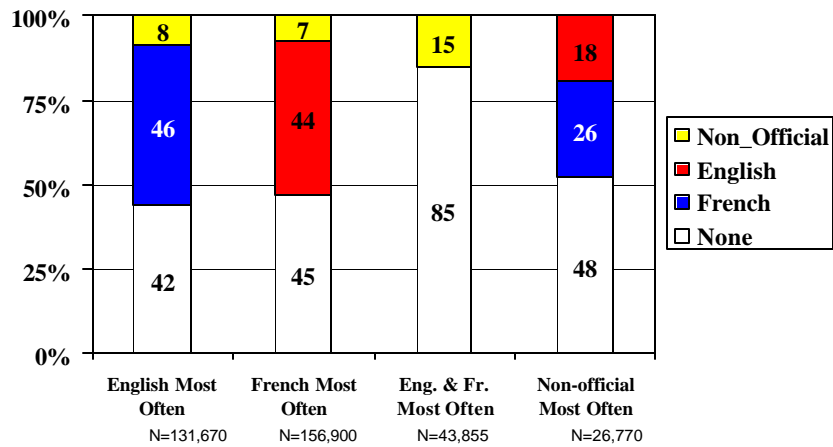
Languages used regularly and most often at work,
English mother tongue population, Quebec 2001*



* Single responses only

- 0 Half of Anglophones using English most often also report using French regularly at work.
- 0 Two-thirds of Anglophones who work predominantly in French also use English regularly.

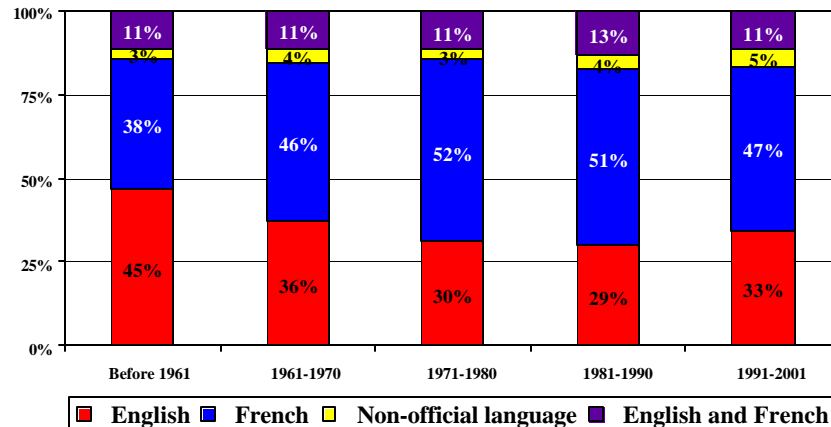
Languages used regularly and most often at work,
non-official mother tongue population, Quebec 2001*



* Single responses only

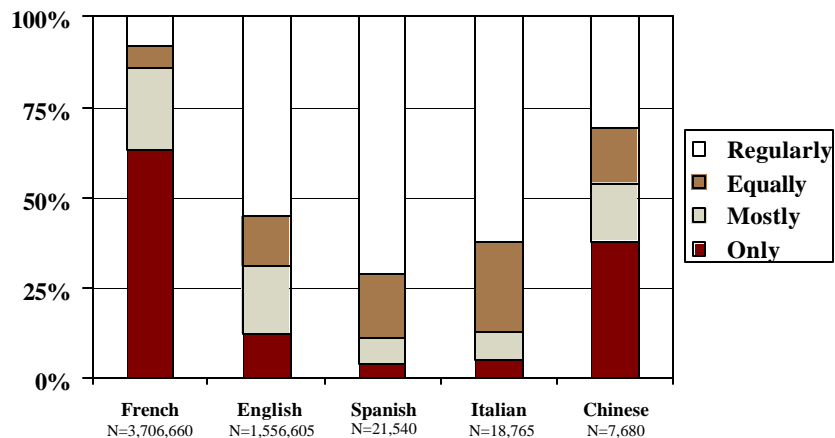
- 0 Almost half of those reporting using English or French most often at work also report using their second official language regularly.

Language used most often at work by period of immigration, Quebec, 2001



- French is the most used language of work by immigrants. Those who use French most at work arrived in the 1971 to 1980 period followed by the 1981 to 1990 period.
- Immigrants who arriving prior to 1961 are least likely to use French and are the only group to use English more.

Most used languages by frequency of use, Quebec, 2001



- o In this graph:
 - “only” indicates that this is the only language spoken at work
 - “mostly” indicates that this is the language spoken most often, but another language is spoken on a regular basis;
 - “equally” indicates that this language has been reported with another language as the one spoken most often at work; and,
 - “regularly” indicates a language that was reported as being used on a regular basis at work, but is not the language spoken most often at work.
- o More than half (63%) of those reporting using French use no other language.
- o Most of those using English (55%), use it only regularly, meaning another language is used most often.