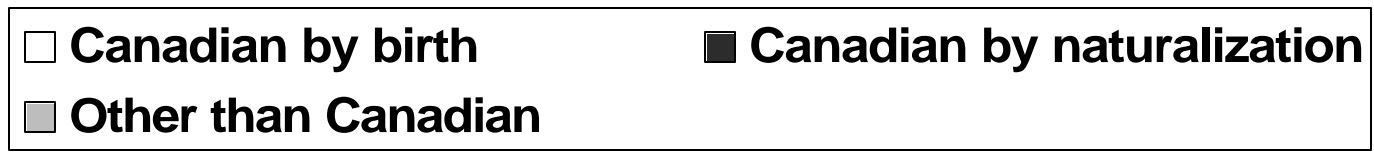
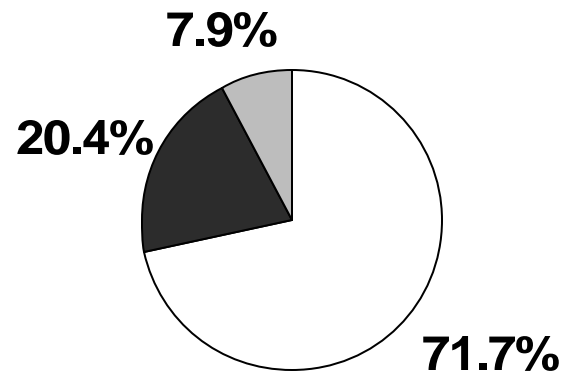


Indicators of Diversity in the English-Speaking Population of Quebec

Prepared by Michael O'Keefe
Senior Policy Analyst
Official Languages Branch
Privy Council Office

Citizenship in the English First Official Language Spoken Population: Quebec



Mother Tongue and Home Language in the English First Official Language Spoken Population: Quebec

Mother Tongue

English	69.0%
Non-official languages	27.6%
English and non-official	1.9%
French	1.1%
English and French	0.2%
Eng., Fr. and non-off.	0.2%

Home Language

English	77.8%
Non-official languages	10.9%
French	6.1%
English and non-official	3.5%
English and French	1.5%
Eng., Fr. and non-off.	0.1%

Source: Census 1996

Knowledge of Non-official Languages in the English First Official Language Spoken Population: Quebec

1. Italian	9.0%	11. Portuguese	1.2%
2. Greek	3.6%	12. Hindi	0.9%
3. Spanish	3.0%	13. Hungarian	0.9%
4. German	2.9%	14. Russian	0.8%
5. Chinese	2.3%	15. Tamil	0.8%
6. Yiddish	2.2%	16. Ukrainian	0.8%
7. Arabic	1.9%	17. Cree	0.8%
8. Polish	1.6%	18. Punjabi	0.7%
9. Hebrew	1.5%	19. Urdu	0.6%
10. Tagalog (Pilipino)	1.3%	20. Persian (Farsi)	0.6%

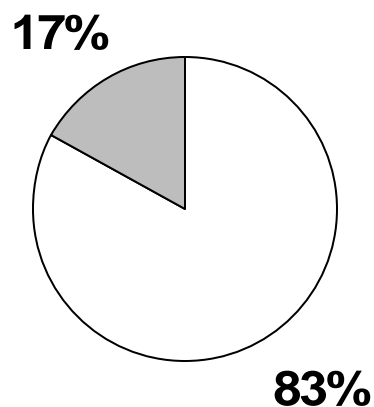
Ethnic Origins in the English First Official Language Spoken Population: Quebec

1. European origins	25.1%	11. Canadian and other	2.5%
2. British Isles origins	12.4%	12. British Isles, French and other	2.4%
3. Canadian origins	8.6%	13. Caribbean origins	2.1%
4. British Isles and French	5.6%	14. Aboriginal origins	1.8%
5. British Isles and other	5.4%	15. British Isles, French and Canadian	1.8%
6. Other multiple origins	5.2%	16. French origins	1.7%
7. British Isles only*	4.8%	17. Arab origins	1.6%
8. East/Southeast Asian	4.6%	18. British Isles, Canadian and other	1.4%
9. British Isles and Canadian	4.4%	19. French and other	1.3%
10. South Asian origins	3.6%	20. West Asian origins	0.9%

*multiple responses such as Irish, Welsh, English and Scottish

Source: Census 1996

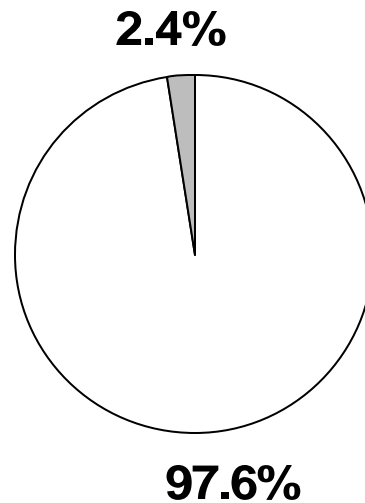
Visible Minorities in the English First Official Language Spoken Population: Quebec



<input type="checkbox"/>	All others
<input type="checkbox"/>	Visible minority population

1. Black	27%
2. South Asian	24%
3. Chinese	15%
4. Arab/West Asian	12%
5. Filipino	9%
6. Latin American	3%
7. Southeast Asian	3%
8. Japanese	1%
9. Korean	1%
10 Other	4%

Aboriginal origin in the English First Official Language Spoken Population: Quebec



non-Aboriginal population Aboriginal population